



MCB Changeover Switch

Two way centre off



Features :

- Conforms to IS/IEC : 60947-3
- Choice of Two Pole & Four Pole versions
- Front operation with three stable positions I-0-II
- Off at middle position
- DIN Rail Mounting facility



www.hplindia.com

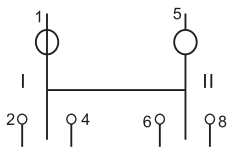
Technical Specification



Standard Conformity	: IS/IEC 60947 - 3
No. of Poles (Execution)	: 2 Pole, 4 Pole
Rated Current (In)	A : 25A, 40A, 63A
Rated Voltage (Ue)	V : 240 AC/415 AC
Rated Frequency	Hz : 50
Rated Insulation Voltage	V : 660
Dielectric Strength	kV : 2.5
Rated Impulse Voltage	kV : 4
Utilization Category	: AC 22 A
Ambient Temp.	°C : -5 to +55 (with de-rating)
Mechanical Life	: 10000 operations
Electrical Life	: 10000 operations
Mounting	: Standard (35 x 7.5) mm - DIN Rail
Mounting Position	: Vertical / Horizontal
Terminal Capacity	mm ² : 35
Weight - Double Pole	gms : 134
Four Pole	gms : 268

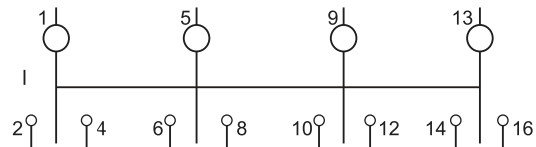
Connection Diagrams / Technical Marking

Two Pole



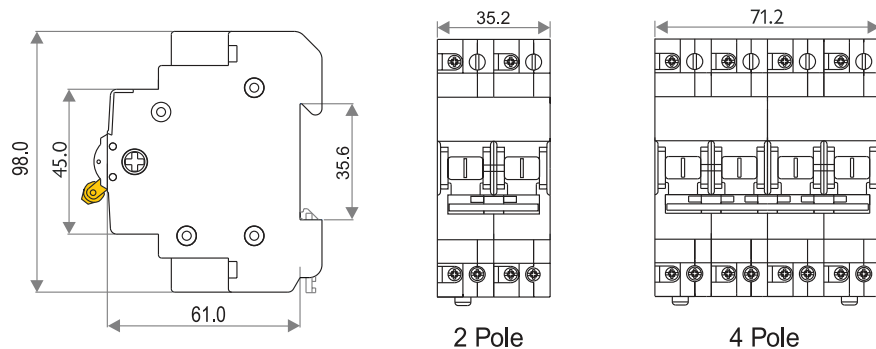
- “I” Incoming Terminals (Main Supply) 2 & 6
- “II” Incoming Terminals (Standby Supply) 4 & 8
- Outgoing Terminals (to load) 1 & 5
- Mid position of knob is 'OFF' position

Four Pole



- “I” Incoming Terminals (Main Supply) 2, 6, 10 & 14
- “II” Incoming Terminals (Standby Supply) 4, 8, 12 & 16
- Outgoing Terminals (to load) 1, 5, 9 & 13
- Mid position of knob is 'OFF' position

Dimension (in mm)



2 Pole

4 Pole

MCBCHANGEVER/0818



HPL Electric & Power Ltd

Corp. Office : Windsor Business Park, B-1D, Sector-10,
Noida, U.P. - 201301, INDIA.

Tel.: +91-120-4656300, Fax: +91-120-4656333

Registered Office : 1/20, Asaf Ali Road, New Delhi - 110 002, INDIA.

E-mail : hpl@hplindia.com; enquiry@hplindia.com

Customer Care No. :
18004190198

www.hplindia.com