



HPL Electric & Power Ltd.

Regd. & Corp. Office :

1/21, Asaf Ali Road, New Delhi-110002 Ph.: +91-11-23234411

Fax : +91-11-23232639 E-mail : hpl@hplindia.com

Website : www.hplindia.com

CIN No. : U74899DL1992PLC048945

Date: May 22, 2017

BSE Limited,
P.J. Towers,
Dalal Street, Fort
Mumbai-400 001
Scrip Code: 540136

National Stock Exchange of India Limited,
Exchange Plaza, C-1, Block G
Bandra Kurla Complex, Bandra East
Mumbai-400 051
Symbol: HPL

Dear Sir,

Subject: Outcome of Board Meeting

Pursuant to SEBI (Listing Obligations and Disclosure Requirements) Regulations, 2015 we herewith submit that the Board of Directors of the Company in its Meeting held on Monday, the 22nd day of May, 2017, inter alia approved the followings

1. Audited Financial Results (Standalone and Consolidated), for the Quarter & Financial Year ended March 31, 2017.
2. Auditor's Report on the aforesaid Audited Financial Results (Standalone and Consolidated), for Financial Year ended March 31, 2017.
3. Recommended final dividend of 15% i.e. Rs.1.50 per equity share for the financial year 2016-17, subject to approval of members in the ensuing Annual General Meeting.
4. Appointment of Mr. Neeraj Kumar, as Chief Financial Officer (CFO) of the company w.e.f. 22.05.2017. Further the brief profile of Mr. Neeraj Kumar is as under:

Mr. Neeraj Kumar is qualifies Chartered Accountant having over 10 years of rich experience in Finance and Accounts. He is already in employment with the company from last one year and now being appointed as CFO of the company.

The meeting commenced at 12:30 PM and concluded at 8.15. PM.

Kindly take the same on record.

Thanking You.

Yours Faithfully,

For HPL ELECTRIC & POWER LIMITED


VIVEK KUMAR
COMPANY SECRETARY



SAHNI MEHRA & CO.

Chartered Accountants
73, Sunder Nagar, New Delhi-110 003
Phone: 26142304, 26142750

INDEPENDENT AUDITORS'S REPORT

To Board of Directors of HPL Electric & power Limited

We have audited the quarterly financial results of HPL Electric & Power Limited for the quarter ended March 31, 2017 and the year to date results for the year from April 1st 2016 to March 31st 2017 attached herewith being submitted by the company pursuant to the requirement of Regulation 33 of the SEBI (Listing Obligations and Disclosure Requirements) Regulations, 2015. These quarterly financial results as well as the year to date financial results which are the responsibility of the company's management and approved by the Board of Directors, have been prepared on the basis of the related financial statements which is in accordance with Accounting Standards specified under Section 133 of the Act read With relevant rules issued thereunder, as applicable and other accounting principles generally accepted in India.

We conducted our audit in accordance with the standards on Auditing specified under section 143 (10) of the Act. Those standards require that we plan and perform the audit to obtain reasonable assurance about whether the financial results are free of material misstatement. An audit includes examining on test basis, evidence supporting the amounts disclosed as financial results. The procedures selected depend on the auditor's Judgment, including assessment of the risks of material misstatement of the financial statement, whether due to fraud or error. In making those risk assessments, the auditor considers Internal financial control relevant to the Company's preparation of financial statement , that give a true and fair view, in order to design audit procedures that are appropriate in the circumstances. An audit also includes evaluating the appropriateness of the accounting policies used and the reasonableness of the accounting estimates made by the company's, management and Board of Directors, as well as evaluating the overall presentation of the financial Statement. We believe that the audit provides a reasonable basis for our opinion.


In our opinion and to the best of our information and according to the explanation given to us the quarterly financial results as well as the year to date results :

- (i) Are presented in accordance with the requirements of Regulation 33 of the SEBI (Listing Obligation and Disclosures Requirements) Regulations, 2015 in this regard: and
- (ii) give a true and fair view of the net profit and other financial information for the quarter ended March 31st 2017 as well as the year to date results for the year ended from April 1st 2016 to March 31st 2017.

For Sahni Mehra & Co.

Chartered Accountants


Firm Registration No. - 000609N



Mr. Ramesh Sahni

Proprietor

Membership No. 009246



Place: New Delhi

Date: 22.05-2017



HPL Electric & Power Ltd.

Corporate Office
1/21, Asaf Ali Road, New Delhi-110002 Ph: +91-11-23234411
Fax: +91-11-23232639 E-mail: hpl@hplindia.com
Website: www.hplindia.com
CIN No. : U74899DL1992PLC048945

STATEMENT OF STANDALONE AUDITED FINANCIAL RESULTS FOR THE QUARTER AND YEAR ENDED MARCH 31, 2017

(Rs. In Lakhs)

Sl. No.	Particulars	QUARTER ENDED			Year Ended	
		31.03.2017	31.12.2016	31.03.2016	31.03.2017	31.03.2016
		AUDITED	UNAUDITED	AUDITED	AUDITED	AUDITED
1	Revenue					
	(a) Revenue from Operation (Net)	28,681.89	21,122.63	30,729.34	92,648.06	111,526.25
	(b) Other Income	86.99	161.34	99.05	449.07	485.56
	Total Revenue	28,768.88	21,283.97	30,828.39	93,097.13	112,011.81
2	Expenses					
	(a) Cost of materials consumed	17,807.78	12,911.17	19,584.81	62,001.75	74,603.08
	(b) Purchase of stock in trade	-	-	-	-	-
	(c) Changes in inventories of finished goods, work in progress and stock in trade	2,563.59	887.96	477.76	(34.67)	(535.64)
	(d) Employees benefits expense	2,827.95	2,594.27	3,499.12	10,695.43	10,669.50
	(e) Finance Cost	1,001.52	1,033.45	2,096.97	6,091.20	7,823.71
	(e) Depreciation & amortization expense	559.23	537.92	518.78	2,145.89	1,936.52
	(f) Other expenses	2,621.33	2,079.47	3,114.72	9,145.49	12,632.62
	Total expenses	27,381.40	20,044.24	29,292.16	90,045.09	107,129.79
3	Profit from operations before Exceptional items (1-2)	1,387.48	1,239.73	1,536.23	3,052.04	4,882.02
4	Exceptional items	-	-	-	-	-
5	Profit/loss from continuing operations after exceptional items but before taxes	1,387.48	1,239.73	1,536.23	3,052.04	4,882.02
6	Tax expense	429.61	311.62	196.90	808.19	1,177.78
7	Net profit from continuing operations after taxes	957.87	928.11	1,339.33	2,243.85	3,704.24
8	Profit/loss from discontinuing operations (net off taxes)	-	-	-	-	-
9	Net profit/(loss) for the period	957.87	928.11	1,339.33	2,243.85	3,704.24
10	Paid-up Equity Share capital (face value of Rs 10 each)	6,430.05	6,430.05	4,642.90	6,430.05	4,642.90
11	Reserves Excluding Revaluation Reserves as per Balance sheet of previous accounting year				64,958.94	30,885.14
12	(i) Earning per share (Before extra ordinary items) of Rs.10 each* (Not Annualised)					
	(a) Basic (Rs.)	1.49	1.46	2.88	4.05	7.98
	(b) Diluted (Rs.)	1.49	1.46	2.88	4.05	7.98
	(ii) Earning per share (after extra ordinary items) of Rs.10 each* (Not Annualised)					
	(a) Basic (Rs.)	1.49	1.46	2.88	4.05	7.98
	(b) Diluted (Rs.)	1.49	1.46	2.88	4.05	7.98

Handwritten signature

HPL ELECTRIC & POWER LTD.
1/21
Asaf Ali
Road
New Delhi-110002



HPL Electric & Power Ltd.

Regd. & Corp. Office :

1/21, Asaf Ali Road, New Delhi-110002 Ph.: +91-11-23234411

Fax : +91-11-23232639 E-mail : hpl@hplindia.com

Website : www.hplindia.com

CIN No. : U74899DL1992PLC048945

Standalone Results of HPL Electric & Power Ltd						
Standalone Segmentwise Revenue, Results, Assets, Liability and Capital Employed						
(Rs. In Lakhs)						
S. No.	Particulars	Quarter Ended			Year Ended	
		31.03.2017	31.12.2016	31.03.2016	31.03.2017	31.03.2016
		AUDITED	UNAUDITED	AUDITED	AUDITED	AUDITED
I	PRIMARY BUSINESS SEGMENT					
(a)	Segment Revenue (net)					
	Metering	11,347.84	10,029.95	14,478.24	40,356.98	51,374.25
	Switchgear	4,188.96	3,945.72	4,995.35	17,397.10	17,668.27
	Lighting	9,562.92	4,035.78	7,860.69	21,939.43	27,344.89
	Wires & Cables	3,582.17	3,111.18	3,395.06	12,954.55	15,138.84
	Total	28,681.89	21,122.63	30,729.34	92,648.06	111,526.25
(b)	Results (Net)					
	Metering	1,632.49	1,726.24	3,570.45	6,491.47	10,267.50
	Switchgear	1,056.21	1,060.21	737.17	4,014.46	3,675.90
	Lighting	1,088.88	728.16	1,389.21	3,188.32	5,429.20
	Wires & Cables	293.30	241.71	268.23	1,046.13	768.40
	Sub Total	4,070.88	3,756.32	5,965.06	14,740.38	20,141.00
	Less : Unallocated expenses net of Income	1,681.88	1,483.14	2,331.86	5,597.14	7,435.25
	Operating profit	2,389.00	2,273.18	3,633.20	9,143.24	12,705.75
	Less : Interest Expenses	1,001.52	1,033.45	2,096.97	6,091.20	7,823.71
	Profit before tax	1,387.48	1,239.73	1,536.23	3,052.04	4,882.04
	Less : Tax Expenses	429.61	311.62	196.90	808.19	1,177.80
	Profit after Tax	957.87	928.11	1,339.33	2,243.85	3,704.24
(c)	Segment Assets					
	Metering	55,033.54	55,317.44	62,993.60	55,033.54	62,993.60
	Switchgear	37,106.39	32,523.44	28,401.02	37,106.39	28,401.02
	Lighting	25,439.91	24,507.93	23,251.71	25,439.91	23,251.71
	Wires & Cables	13,134.94	13,057.06	12,493.02	13,134.94	12,493.02
	Unallocated	6,588.81	4,970.39	7,758.00	6,588.81	7,758.00
	Total	137,303.59	130,376.26	134,897.35	137,303.59	134,897.35
(d)	Segment Liabilities					
	Metering	16,076.51	15,428.50	21,880.10	16,076.51	21,880.10
	Switchgear	7,957.46	6,296.94	6,831.00	7,957.46	6,831.00
	Lighting	2,550.04	3,361.44	3,482.15	2,550.04	3,482.15
	Wires & Cables	2,366.29	1,160.03	4,429.83	2,366.29	4,429.83
	Unallocated	34,404.19	31,197.37	60,373.50	34,404.19	60,373.50
	Total	63,354.49	57,444.28	96,996.58	63,354.49	96,996.58
(e)	Capital Employed					
	Metering	38,957.03	39,888.94	41,113.50	38,957.03	41,113.50
	Switchgear	29,148.93	26,226.50	21,570.02	29,148.93	21,570.02
	Lighting	22,889.87	21,146.49	19,769.56	22,889.87	19,769.56
	Wires & Cables	10,768.65	11,897.02	8,063.19	10,768.65	8,063.19
	Unallocated	(27,815.38)	(26,226.98)	(52,615.50)	(27,815.38)	(52,615.50)
	Total	73,949.10	72,931.98	37,900.77	73,949.10	37,900.77






HPL Electric & Power Ltd.

Corporate Office

1/21, Asaf Ali Road, New Delhi-110002 Ph. +91-11-23234411

Fax : +91-11-23232639 E-mail : hpl@hplindia.com

Website : www.hplindia.com

CIN No : U74899DL1992PLC048946

Statement of Assets & Liabilities (Standalone)

(₹ in lakhs)

Particulars	As at 31.03.2017 Audited	As at 31.03.2016 Audited
A		
Equity & Liabilities		
(1) Shareholders Fund		
(a) Share Capital	6,430.05	4,642.92
(b) Reserve & Surplus	64,958.94	30,885.14
(2) Non-Current Liabilities		
(a) Long Term Borrowings	26.59	11,621.36
(b) Deferred Tax Liabilities (Net)	2,560.12	2,372.78
(c) Other Long Term Liabilities	1,454.60	1,375.69
(d) Long Term Provisions	550.66	500.80
(3) Current Liabilities		
(a) Short Term Borrowings	32,910.24	43,138.63
(b) Trade Payables	25,420.74	33,206.25
(c) Other Current Liabilities	2,100.18	5,348.73
(d) Short Term Provisions	891.68	763.05
Total	137,302.59	133,855.35
B		
ASSETS		
(1) Non-Current Assets		
(a) Fixed Assets	34,945.58	34,962.13
(i) Tangible Assets	3,270.84	-
(ii) Capital Work in Progress	-	275.32
(b) Non-Current Investments	5,400.00	5,400.40
(c) Long Term Loans and Advances	449.89	909.63
(2) Current Assets		
(a) Inventories	34,308.79	30,009.99
(b) Trade Receivables	46,050.96	50,613.50
(c) Cash and Bank Balances	5,939.37	5,846.96
(d) Short Term Loans & Advances	6,780.80	5,686.74
(e) Other Current Assets	157.36	150.68
Total	137,303.59	133,855.35


Note :

- The above financial results of the company for the quarter and year ended March 31, 2017 have been reviewed by the Audit Committee of the Board and approved by the Board of Directors at its Meeting held on May 22, 2017.
- The Board has recommended a dividend of ₹ 1.50 per Equity Share of ₹ 10/- each for the year ended 31st March, 2017.
- Figures for the corresponding period/ previous year have been rearranged and regrouped where necessary.
- Standalone figures do not include the financial of joint ventures, which are included in consolidated financials.
- The IPO proceeds have been utilised fully by the Company. Details of utilisation of IPO proceeds till 31.03.2017 is as under :

Particulars	Utilisation of IPO proceeds: (₹. In million)	
	Amount as per prospectus	Amount utilised upto 31.03.2017
Repayment/ Prepayment of certain indebtedness	1,300.00	1,300.00
Funding Working Capital Requirement	1,800.00	1,800.00
General Corporate Purposes	269.55	261.71
Issue Related Expenses	240.45	248.29
Total	3,610.00	3,610.00

For HPL Electric & Power Limited

Lalit Seth
 Lalit Seth
 Chairman and Managing Director
 DIN:00312007



Place : New Delhi
Date : 22.05.2017

SAHNI MEHRA & CO.

Chartered Accountants
73, Sunder Nagar, New Delhi-110 003
Phone: 26142304, 26142750

INDEPENDENT AUDITORS'S REPORT

To Board of Directors of HPL Electric & power Limited

We have audited the consolidated financial results of HPL Electric & Power Limited (the company)and its subsidiary and its jointly controlled entity (collectively referred to as " the Group ") for the year from April 01st ,2016 to March 31st ,2017 attached herewith. being submitted by the company pursuant to the requirement of Regulation 33 of the SEBI (Listing Obligations and Disclosure Requirements) Regulations, 2015. These consolidated financial results which are the responsibility of the company's management and approved by the Board of Directors, have been prepared on the basis of the related financial statements of the Group which is in accordance with Accounting Standards specified under Section 133 of the Companies Act,2013 (" The Act") read With relevant rules issued thereunder, as applicable and other accounting principles generally accepted in India.

We conducted our audit in accordance with the standards on Auditing specified under section 143 (10) of the Act. Those standards require that we plan and perform the audit to obtain reasonable assurance about whether the financial results are free of material misstatement. An audit includes examining on test basis, evidence supporting the amounts disclosed as financial results. The procedures selected depend on the Auditor's Judgment, including the assessment of the risks of material misstatement of the financial statement whether due to fraud or error. In making those risk assessments, the auditor considers Internal financial control relevant to the Company's preparation of financial statement , that give a true and fair view, in order to design audit procedures that are appropriate in the circumstances. An audit also includes evaluating the appropriateness of the accounting policies used and the reasonableness of the accounting estimates made by the company's, management and Board of Directors, as well as evaluating the overall presentation of the financial statement. We believe that the audit provides a reasonable basis for our opinion.

The consolidated financial statements also include the Company's share of total assets of Rs. 7,515.72 lac as at March 31st 2017 and reported revenue Rs. 5,983.36 lac for the year ended March 31st 2017 as considered in the consolidated financial statements, in respect of a subsidiary company whose financial statements/ financial information are audited by the other Auditor and have been furnished to us by the management . Our opinion is not qualified in respect of these matters.

In our opinion and to the best of our information and according to the explanation given to us the quarterly financial results as well as the year to date results for the year:

i. Include financial results of the following entities :

Subsidiary in India

- Himachal Energy Private Limited

Jointly controlled entity in India

- HPL Electric & Power Pvt. Ltd.-Shriji Designs(JV)
- HPL Electric & Power Pvt. Ltd.-Trimurthi Hitech Co. Pvt. Ltd.-Shriji Desgns (JV)

ii. Have been presented in accordance with the requirements of Regulation 33 of the SEBI (Listing Obligation and Disclosure Requirements) Regulation ,2015 in this regard : and




iii. gives a true and fair view of the consolidated net profit and other financial information for the quarter ended March 31st 2017 as well as the year to date results for the year ended from April 1st 2016 to March 31st 2017.

For Sahni Mehra & Co.

Chartered Accountants

Firm Registration No.: - 000609N




Mr. Ramesh Sahni

Proprietor

Membership No. 009246

Place: New Delhi

Date: 22-05-2017





HPL Electric & Power Ltd.

Corporate Office :
1/21, Asaf Ali Road, New Delhi-110002 Ph: +91-11-23234411
Fax : +91-11-23232639 E-mail: hpl@hplindia.com
Website: www.hplindia.com
CIN No. U74899DL1992PLC048945

STATEMENT OF CONSOLIDATED AUDITED FINANCIAL RESULTS FOR THE QUARTER AND YEAR ENDED MARCH 31, 2017

Sl. No.	Particulars	QUARTER ENDED		Year Ended
		31.03.2017	31.12.2016	31.03.2017
		AUDITED	UNAUDITED	AUDITED
1	Revenue			
	(a) Revenue from Operation (Net)	30,064.05	22,749.22	98,631.42
	(b) Other Income	100.10	161.99	538.68
	Total Revenue	30,164.15	22,911.21	99,170.10
2	Expenses			
	(a) Cost of materials consumed	17,939.50	14,193.77	64,891.85
	(b) Purchase of stock in trade	-	-	-
	(c) Changes in inventories of finished goods, work in progress and stock in trade	3,254.94	607.56	513.60
	(d) Employees benefits expense	2,932.97	2,767.48	11,243.15
	(e) Finance Cost	1,101.16	1,160.41	6,565.85
	(e) Depreciation & amortization expense	619.89	599.95	2,389.04
	(f) Other expenses	2,727.20	2,191.16	9,631.43
	Total expenses	28,575.65	21,520.33	95,234.92
3	Profit from operations before Exceptional item(1-2)	1,588.51	1,390.88	3,935.18
4	Exceptional items	-	-	-
5	Profit/loss from continuing operations after exceptional items but before taxes	1,588.51	1,390.88	3,935.18
6	Tax expense	478.64	433.49	1,087.87
7	Net profit/(loss) for the period	1,109.87	957.39	2,847.31
8	Share of profit/(loss) of associates	-	-	-
9	Minority Interest	4.38	0.46	17.22
10	Net profit/(loss) after taxes, minority interest and share of profit/(loss) of associates	1,105.49	956.93	2,830.09
11	Paid-up Equity Share capital (face value of Rs 10 each)	6,430.05	6,430.05	6,430.05
12	Reserves Excluding Revaluation Reserves as per Balance sheet of previous accounting year			66,594.63
13	(i) Earning per share (Before extra ordinary items) of Rs.10 each (Not Annualised)			
	(a) Basic (Rs.)	1.73	1.49	5.14
	(b) Diluted (Rs.)	1.73	1.49	5.14
	(ii) Earning per share (after extra ordinary items) of Rs.10 each (Not Annualised)			
	(a) Basic (Rs.)	1.73	1.49	5.14
	(b) Diluted (Rs.)	1.73	1.49	5.14

Handwritten Signature

HPL ELECTRIC & POWER LTD.
1/21
Asaf Ali
Road
New Delhi-110002



HPL Electric & Power Ltd.

Corporate Office :

1/21, Asaf Ali Road, New Delhi-110002 Ph. : +91-11-23234411

Fax : +91-11-23232639 E-mail : hpl@hplindia.com

Website : www.hplindia.com

CIN No : U74899DL1992PLC048945

Consolidated Segmentwise Revenue, Results, Assets, Liability and Capital Employed				
(Rs. In lakhs)				
S. No.	Particulars	Quarter Ended		Year Ended
		31.03.2017	31.12.2016	31.03.2017
		AUDITED	UNAUDITED	AUDITED
1	PRIMARY BUSINESS SEGMENT			
(a)	Segment Revenue (Net)			
	Metering	12,729.99	11,559.35	46,130.85
	Switchgear	4,188.96	3,945.71	17,397.10
	Lighting	9,562.92	4,035.78	21,939.43
	Wires & Cables	3,582.18	3,111.17	12,954.55
	Project-Revenue	-	97.21	209.49
	Total	30,064.05	22,749.22	98,631.42
(b)	Results (Net)			
	Metering	1,981.07	2,062.68	7,939.72
	Switchgear	1,056.21	1,060.21	4,014.46
	Lighting	1,088.88	728.15	3,188.32
	Wires & Cables	293.30	241.71	1,046.13
	Project	(44.27)	(55.39)	(66.83)
	Sub Total	4,375.19	4,037.36	16,121.80
	Less : Unallocated expenses net of Income	1,685.51	1,486.07	5,620.77
	Operating profit	2,689.68	2,551.29	10,501.03
	Less : Interest Expenses	1,101.16	1,160.41	6,565.85
	Profit before tax	1,588.51	1,390.88	3,935.18
	Less : Tax Expenses	478.64	433.49	1,087.87
	Profit after Tax	1,109.87	957.39	2,847.31
(c)	Segment Assets			
	Metering	58,687.22	58,565.52	58,687.22
	Switchgear	37,106.39	32,523.44	37,106.39
	Lighting	25,439.91	24,507.93	25,439.91
	Wires & Cables	13,134.94	13,057.06	13,134.94
	Project	1,997.17	2,198.72	1,997.17
	Unallocated	8,453.68	6,829.58	8,453.68
	Total	144,819.31	137,682.25	144,819.31
(d)	Segment Liabilities			
	Metering	17,196.49	16,221.61	17,196.49
	Switchgear	7,957.46	6,296.94	7,957.46
	Lighting	2,550.04	3,361.44	2,550.04
	Wires & Cables	2,366.29	1,160.03	2,366.29
	Project	133.46	159.87	133.46
	Unallocated	37,750.89	34,194.92	37,750.89
	Total	67,954.63	61,394.81	67,954.63
(e)	Capital Employed			
	Metering	41,490.73	42,343.91	41,490.73
	Switchgear	29,148.93	26,226.50	29,148.93
	Lighting	22,889.87	21,146.49	22,889.87
	Wires & Cables	10,768.65	11,897.02	10,768.65
	Project	1,863.71	2,038.85	1,863.71
	Unallocated	(29,297.21)	(27,365.34)	(29,297.21)
	Total	76,864.68	76,287.44	76,864.68

Kant

Asaf Ali Road
New Delhi - 110002



HPL Electric & Power Ltd.

Regd. & Corp. Office :

1/21, Asaf Ali Road, New Delhi-110002 Ph: +91-11-23234411

Fax : +91-11-23232639 E-mail : hpl@hplindia.com

Website : www.hplindia.com

CIN No. : U74899DL1992PLC048945

Statement of Assets & Liabilities (Consolidated)

		(₹. in lakhs)	
Particulars		As at 31.03.2017	As at 31.12.2016
		Audited	Audited
A	Equity & Liabilities		
(1)	Shareholders Fund		
	(a) Share Capital	6,430.05	4,642.90
	(b) Reserve & Surplus	66,594.63	31,783.70
(2)	Minority Interest	1,256.11	1,238.90
(3)	Non-Current Liabilities		
	(a) Long Term Borrowings	26.39	11,621.40
	(b) Deferred Tax Liabilities (Net)	2,583.89	2,377.90
	(c) Other Long Term Liabilities	1,454.60	1,388.60
	(d) Long Term Provisions	576.55	312.10
(4)	Current Liabilities		
	(a) Short Term Borrowings	36,256.93	46,628.40
	(b) Trade Payables	26,513.46	35,043.40
	(c) Other Current Liabilities	2,221.04	5,442.20
	(d) Short Term Provisions	905.66	2,028.00
	Total	144,819.31	142,507.50
B	ASSETS		
(1)	Non-Current Assets		
	(a) Fixed Assets		
	(i) Tangible Assets	38,715.24	36,311.10
	(ii) In-Tangible Assets	3,279.52	14.90
	(iii) Capital Work in Progress	-	275.30
	Goodwill on consolidation	1,829.30	1,829.30
	(b) Non-Current Investments		0.40
	(c) Long Term Loans and Advances	550.30	1,010.00
(2)	Current Assets		
	(a) Inventories	37,757.94	33,854.30
	(b) Trade Receivables	46,745.51	54,145.50
	(c) Cash and Bank Balances	6,743.84	5,915.30
	(d) Short Term Loans & Advances	9,099.79	9,000.30
	(e) Other Current Assets	157.37	151.10
	Total	144,819.31	142,507.50

Note :

1 The above financial results of the company for the quarter and year ended March 31, 2017 have been reviewed by the Audit Committee of the Board and approved by the Board of Directors at its Meeting held on May 22, 2017

2 The Board has recommended a dividend of ₹. 1.50 per Equity Share of ₹.10/- each for the year ended 31st March, 2017

3 Figures for the corresponding period/ previous year have been rearranged and regrouped where necessary.

4 The IPO proceeds have been utilised fully by the Company. Details of utilisation of IPO proceeds till 31.03.2017 is as under :

Utilisation of IPO proceeds		
Particulars	(₹ in million)	
	Amount as per	Amount utilised upto
Repayment/ Prepayment of certain indebtedness	1,300.00	1,300.00
Funding Working Capital Requirement	1,800.00	1,800.00
general Corporate Purposes	269.55	261.71
Issue Related Expenses	240.45	248.29
Total	3,610.00	3,610.00


5 Consolidated financials for the quarter and year ended 31.03.2016 have not been furnished since Himchal Energy Private Limited became subsidiary of the Company after 31st March 2016 (i.e. on 09.05.2016)

Place : New Delhi

Date : 22.05.2017

For HPL Electric & Power Limited

Lalit Seth
Chairman and Managing Director
DIN:00312007





HPL Electric & Power Ltd.

Regd. & Corp. Office :

1/21, Asaf Ali Road, New Delhi-110002 Ph.: +91-11-23234411

Fax : +91-11-23232639 E-mail : hpl@hplindia.com

Website : www.hplindia.com

CIN No. : U74899DL1992PLC048945

Date: May 22, 2017

BSE Limited,
P.J. Towers,
Dalal Street, Fort
Mumbai-400 001
Scrip Code: 540136

National Stock Exchange of India Limited,
Exchange Plaza, C-1, Block G
Bandra Kurla Complex, Bandra East
Mumbai-400 051
Symbol: HPL

Subject: Declaration pursuant to Regulation 33(3)(d) of the SEBI (Listing Obligations and Disclosure Requirements) Regulations, 2015.

Dear Sir (s),

In terms of SEBI Circular No. CIR/CFD/CMD/56/2016 dated May 27, 2016, We hereby declare that M/s. Sahni Mehra & Co, Chartered Accountants, Statutory Auditors of the Company have issued their audit report dated May 22, 2017 with unmodified opinion on the Annual Financial Results (Standalone & Consolidated) for the financial year ended 31st March, 2017.

This declaration is issued pursuant to Regulation 33(3)(d) of the SEBI (Listing Obligations and Disclosure Requirements) Regulations, 2015, for the aforesaid financial Year.

Kindly take the above declaration on record.


Thanking You

Yours sincerely,

For HPL Electric & Power Limited


Lalit Seth
Chairman and Managing Director





HPL Electric and Power Ltd announces financial results for Q4 FY2016-17

*Records three successive Quarters of growth in revenue and margins
Revenue Growth of 32% on QoQ basis*

New Delhi, India, May22, 2017 – HPL Electric and Power Ltd (referred to as the “Company”; NSE: Symbol:HPL, BSE: Scrip Code:540136), an established electric equipment manufacturing company in India, manufacturing a diverse portfolio of electric equipment, reported its audited results for the fourth quarter and full year of the financial year ending 31st March, 2017.

The company has recorded net revenue growth of 32% in Q4 FY 2017 Vs Q3 FY 2017 and saw growth in all four product categories – Meters, Switchgears, Lighting and Wires&Cables. The Board of Directors has recommended a dividend of 15% (Rs. 1.50 per Equity share of Rs. 10 each) for the year ended 31st March, 2017.

Consolidated Performance Highlights

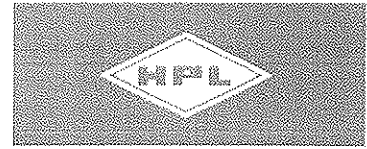
Particulars (In Rs Cr)	Q4 FY17	Q3 FY17	QoQ %	FY17
Revenue from Operations	300.6	227.5	32%	986.3
EBITDA	32.1	29.9	7.4%	123.5
EBITDA Margin %	10.7%	13.1%	-	12.5%
Reported PAT	11.1	9.6	16%	28.3
PAT Margin %	3.7%	4.2%	-	2.9%
EPS - Diluted (In Rs)	1.73	1.49	16%	5.14

“Fourth quarter turned out to be the third successive quarter in which we displayed sequential revenue growth and higher margins. Our metering business has again entered into positive growth trajectory marked by improved traction in orders from utilities. Our lighting business displayed remarkable growth in fourth quarter driven by increased sale of LED bulbs & luminaries. Switchgear and Wires & Cables business also maintained healthy growth along with significant improved in margins. We now have a strong order book of Rs 285.4 cr backed by significant pickup in new orders across all segments, thus leading to better revenue visibility for coming year. With a strong foundation in form of comprehensive product range, strong R&D and manufacturing capabilities, we are now focussing on increasing our brand visibility through consistent brand promotion activities, incentivising our dealers and aggressively reaching out to more dealers and retailers. We are confident that these measures should help us capitalise on various positive sectoral tailwinds and aim for long term sustainable growth.”

- **Gautam Seth**, Joint Managing Director

Key Developments in the fourth Quarter of FY2016-17

- Strong order book of Rs 285.4 cr as on 31st March 2017
 - Metering orders of Rs 199.2 cr
 - Lighting orders of Rs 59.8 cr
 - Switchgear orders of Rs 21.4 cr
 - Wires & Cables orders of Rs 4.9 cr



- Metering sales grew by 10% QoQ with improved traction in orders from utilities
- Metering business set to witness traction in Solar Net Meters backed by Government's push for Solar power
- Switchgear sales grew by 6% QoQ while margin improved due to better product mix
- Lighting sales grew by 137% QoQ due to higher trade sales of LED bulbs and luminaries
- The Lighting product range has been expanded to include Electronics which consists of Lighting Electronics, Drivers, Ballast & other electronic components
- Wires & Cables sales grew by 15% QoQ driven by improved volumes and upward price revision
- Switchgear & Lighting business continue to benefit from government initiatives like IPDS, DDUGJY in the renewables space
- HPL's comprehensive product range stands to benefit from 'Housing for All'- affordable housing initiative and implementation of RERA and PMAY which will lead to faster execution of and closure of ongoing projects
- Advanced lighting solutions (including Lighting Electronics, Drivers, Ballast etc.) with integrated communication is set to present new business opportunities
- With an increased focus on working capital efficiency, HPL has already signed 225 Channel Partners for 'Dealer Channel Financing' which will reduce debtor days over coming quarters

About HPL Electric and Power Ltd

HPL is an established electric equipment manufacturing company in India, manufacturing a diverse portfolio of electric equipment, including, metering solutions, switchgears, lighting equipment and wires and cables, catering to consumer and institutional customers in the electrical equipment industry. HPL had the largest market share in the market for electricity energy meters in India, with one of the widest portfolios of meters in India and the fifth largest market share for LED lamps during the corresponding period (Source: Frost & Sullivan Report, February 2016). HPL's manufacturing capabilities are supported by a large sales and distribution network with a pan-India presence. HPL currently manufacture and sell its products under the umbrella brand 'HPL', which has been registered in India since 1975.

Contact Details

Dhruvi Mahajan
Adfactors PR

+918586006073

dhruvi.mahajan@adfactorspr.com


For further information on HPL Electric & Power Limited see www.hplindia.com

Safe Harbour

This release contains statements that contain "forward looking statements" including, but without limitation, statements relating to the implementation of strategic initiatives, and other statements relating to HPL Electric and Power Ltd future business developments and economic performance. While these forward looking statements indicate our assessment and future expectations concerning the development of our business, a number of risks, uncertainties and other unknown factors could cause actual developments and results to differ materially from our

HPL Electric & Power Ltd.

1/21, Asaf Ali Road, New Delhi-110002, Tel.: 011-23236811/4411, website: www.hplindia.com



expectations. These factors include, but are not limited to, general market, macro-economic, governmental and regulatory trends, movements in currency exchange and interest rates, competitive pressures, technological developments, changes in the financial conditions of third parties dealing with us, legislative developments, and other key factors that could affect our business and financial performance. HPL Electric and Power Ltd undertakes no obligation to publicly revise any forward looking statements to reflect future / likely events or circumstances.