



HPL Electric & Power Limited

CIN : L74899DL1992PLC048945

Corporate Office : Windsor Business Park, B-1D, Sector-10,
Noida - 201301 (U.P.) | Tel.: +91-120-4656300 | Fax. +91-120-4656333
E-mail : hpl@hplindia.com | website: www.hplindia.com

12th November, 2020

The Manager,
Listing Department,
National Stock Exchange of India Ltd.
"Exchange Plaza", C-1, Block G,
Bandra-Kurla Complex, Bandra (E),
Mumbai – 400 051
Symbol: HPL

BSE Limited
25th Floor, New Trading Ring, Rotunda
Building, Phiroze Jeejeebhoy Towers,
Dalal Street, Fort,
Mumbai – 400 001

Scrip Code: 540136

Sub: Outcome of Board Meeting

Dear Sir,

In terms of Regulation 30 and 33 of the Securities & Exchange Board of India (Listing Obligations and Disclosure Requirements) Regulations, 2015, we are submitting herewith the Un-audited (Standalone & Consolidated) Financial Results for the quarter and half year ended 30th September, 2020, as approved by the Board of Directors of the Company in its Meeting held today i.e. 12th November, 2020, along with the Limited Review Report thereon, as received from the Statutory Auditors M/s. Kharabanda Associates, Chartered Accountants.

The Board Meeting commenced at 2:30 PM and concluded at 5:00 PM.

This is for your kind information and record please.

Thanking You,

For HPL Electric & Power Limited

Vivek Kumar
Company Secretary

Encl: As Above

KHARABANDA ASSOCIATES
Chartered Accountants
112, RPS FLATS, SHEIKH SARAI, PHASE-I
NEW DELHI-110017
Phone: 26017190, 26012178

Independent Auditor's Review Report on the Quarterly and Year to Date Unaudited Standalone Financial Results of the Company Pursuant to the Regulation 33 of the SEBI (Listing Obligation and Disclosure Requirement) Regulation, 2015, as amended

Review Report to
The Board of Directors
HPL Electric & Power Limited


1. We have reviewed the accompanying statement of unaudited standalone financial results ("the Statement") of HPL Electric & Power Limited (the 'Company') for the quarter ended September 30, 2020 and year to date from April 01, 2020 to September 30, 2020 attached herewith, being submitted by the Company pursuant to the requirements of Regulation 33 of the SEBI (Listing Obligations and Disclosure Requirements) Regulations, 2015 ('Regulation') as amended (the "Listing Regulations").
2. The preparation of the Statement in accordance with the recognition and measurement principles laid down in Indian Accounting Standard 34, (Ind AS 34) "Interim Financial Reporting" prescribed under section 133 of the Companies Act 2013, as amended, read with relevant rules issued thereunder and other accounting principles generally accepted in India, read with the Circular is the responsibility of the Company's management and has been approved by the Board of Directors of the Company. Our responsibility is to express a conclusion on the Statement based on our review.
3. We conducted our review in accordance with the Standard on Review Engagements (SRE) 2410, "Review of Interim Financial Information performed by the Independent Auditor of the Entity" issued by the institute of Chartered Accountants of India. This standard requires that we plan and perform the review to obtain moderate assurance as to whether the Statement is free of material misstatement. A review of interim financial information consist of making inquiries, primarily of persons responsible for financial and accounting matters, and applying analytical and other review procedures. A review is substantially less in scope than an audit conducted in



accordance with Standard on Auditing and consequently does not enable us to obtain assurance that we would become aware of all significant matters that might be identified in an audit. Accordingly, we do not express an audit opinion.

4. Based on our review conducted as above, nothing has come to our attention that causes us to believe that the accompanying Statement, prepared in accordance with the recognition and measurement principles laid down in the applicable Indian Accounting Standards ('Ind AS') specified under Section 133 of the Companies Act 2013 as amended, read with relevant rules issued there under and other recognised accounting practices and policies has not disclosed the information required to be disclosed in terms of Regulation 33 of the SEBI (Listing Obligations and Disclosure Requirements) Regulations, 2015 read with the Circular, including the manner in which it is to be disclosed, or that it contains any material misstatement.

**For Kharabanda Associates
Chartered Accountants
(Firm Registration No. 003456N)**



**(Sunil Kharabanda)
Proprietor
(Membership No. 82402)
UDIN: 20082402AAAAJTS944**



Place: New Delhi
Date: 12.11.2020



HPL Electric & Power Limited

CIN : L74899DL1992PLC048945

Corporate Office : Windsor Business Park, B-1D, Sector-10,
Noida - 201301 (U.P.) | Tel.: +91-120-4656300 | Fax: +91-120-4656333
E-mail : hpl@hplindia.com | website: www.hplindia.com

UNAUDITED STANDALONE FINANCIAL RESULTS FOR THE QUARTER AND HALF YEAR ENDED SEPTEMBER 30, 2020

(Rs. in Lakhs)

Sr. No.	Particulars	Quarter Ended			Half Year Ended		Year Ended
		30.09.2020	30.06.2020	30.09.2019	30.09.2020	30.09.2019	31.03.2020
		Unaudited	Unaudited	Unaudited	Unaudited	Unaudited	Audited
1	Income						
	(a) Revenue from operations	22,015.75	9,292.54	26,210.27	31,308.29	50,565.38	92,522.40
	(b) Other income	72.58	97.09	45.03	169.67	164.92	383.75
	Total Income	22,088.33	9,389.63	26,255.30	31,477.96	50,730.30	92,906.15
2	Expenses						
	(a) Cost of materials consumed	15,128.53	5,983.44	16,193.62	21,111.97	33,271.49	59,134.51
	(b) Changes in inventories of finished goods and work-in-progress	(1,159.36)	296.53	629.69	(862.83)	(879.87)	(803.59)
	(c) Employee benefits expense	2,626.50	1,473.33	3,314.04	4,099.83	6,625.49	12,991.89
	(d) Finance Cost	1,502.80	1,468.54	1,437.30	2,971.34	2,808.16	5,639.81
	(e) Depreciation and amortisation expense	1,048.28	1,011.80	899.12	2,060.08	1,780.80	3,480.79
	(f) Other expenses	2,265.33	957.10	2,953.07	3,222.43	5,607.13	10,138.66
	Total Expenses	21,412.08	11,190.74	25,426.84	32,602.82	49,213.20	90,582.07
3	Profit before exceptional items and tax (1-2)	676.25	(1,801.11)	828.46	(1,124.86)	1,517.10	2,324.08
4	Exceptional Items (Loss)/Income	-	-	-	-	-	-
5	Profit before tax (3+4)	676.25	(1,801.11)	828.46	(1,124.86)	1,517.10	2,324.08
6	Tax expense						
	(a) Current tax	-	-	119.27	-	255.26	391.76
	(b) Deferred tax	23.72	59.92	104.10	83.64	172.18	261.70
	Total Tax Expense	23.72	59.92	223.37	83.64	427.44	653.46
7	Net profit for the period (5-6)	652.53	(1,861.03)	605.09	(1,208.50)	1,089.66	1,670.62
8	Other comprehensive income / (loss)						
	(A) items that will not be reclassified to profit or loss in subsequent period						
	(i) Remeasurement of post employment benefit obligations	0.65	0.50	(8.12)	1.15	(16.62)	2.07
	(ii) income tax related to above	(0.22)	(0.18)	2.81	(0.40)	5.75	(0.72)
	(B) items that will be reclassified to profit or loss in subsequent period						
	Other comprehensive income for the period, net of tax	0.43	0.32	(5.31)	0.75	(10.87)	1.35
9	Total comprehensive income for the period, net of tax (7+8)	652.96	(1,860.71)	599.78	(1,207.75)	1,078.79	1,671.97
10	Paid up equity share capital (face value of Rs. 10/- each)	6,430.05	6,430.05	6,430.05	6,430.05	6,430.05	6,430.05
11	Earnings Per Equity Share (EPS) (nominal value of Rs. 10/- each) (not annualised)						
	(a) Basic (Rs.)	1.01	(2.89)	0.94	(1.88)	1.69	2.60
	(b) Diluted (Rs.)	1.01	(2.89)	0.94	(1.88)	1.69	2.60

Notes:

- The above results have been reviewed by the Audit Committee and approved by the Board of Director's at their respective meetings held on November 12, 2020. The statutory auditors of the Company have conducted limited review of these financial results, pursuant to Regulations 33 of SEBI (Listing Obligations and Disclosure Requirements) Regulations 2015.
- These financial results have been prepared in accordance with Indian Accounting Standards (Ind-AS) as prescribed under section 133 of Companies Act 2013 read with Rule 3 of the Companies (Indian Accounting Standards) Rules 2015 and relevant amendment thereafter.
- World Health Organisation (WHO) declared outbreak of Corona virus Disease (COVID-19) a global pandemic on March 11, 2020. Consequent to this, Government of India declared lockdown on March 24, 2020 which has impacted the business activities of the Company in first quarter. Accordingly current quarter results are not comparable to previous quarter on account of restriction in business activities caused due to COVID-19 pandemic during the first quarter.

Place: Noida
Date:12.11.2020



For and on behalf of the Board of
HPL Electric & Power Limited

Lalit Seth

Lalit Seth
Chairman and Whole Time Director
DIN:00312007



HPL Electric & Power Limited

CIN : L74899DL1992PLC048945

Corporate Office : Windsor Business Park, B-1D, Sector-10,
Noida - 201301 (U.P.) | Tel.: +91-120-4656300 | Fax. +91-120-4656333
E-mail : hpl@hplindia.com | website: www.hplindia.com

Standalone Segmentwise Revenue, Results, Assets and Liabilities for the quarter and half year ended September 30, 2020

(Rs in lakhs)

S. No.	Particulars	Quarter Ended			Half Year Ended		Year Ended
		30.09.2020	30.06.2020	30.09.2019	30.09.2020	30.09.2019	31.03.2020
		Unaudited	Unaudited	Unaudited	Unaudited	Unaudited	Audited
(a)	Segment Revenue						
	Metering	8,637.41	3,203.22	15,585.84	11,840.63	28,667.75	45,999.91
	Switchgear	4,212.15	1,910.64	3,888.48	6,122.79	9,399.34	18,954.46
	Lighting	6,862.63	2,824.25	5,146.88	9,686.88	8,613.00	20,975.83
	Wires & Cables	2,303.56	1,354.43	1,589.07	3,657.99	3,885.29	6,592.20
		22,015.75	9,292.54	26,210.27	31,308.29	50,565.38	92,522.40
	less: Inter segment revenue	-	-	-	-	-	-
	Total	22,015.75	9,292.54	26,210.27	31,308.29	50,565.38	92,522.40
(b)	Segment Results						
	Metering	1,376.16	(1.89)	2,140.16	1,374.27	3,886.61	6,325.91
	Switchgear	773.08	30.06	708.97	803.14	1,741.38	3,521.24
	Lighting	694.84	64.99	524.09	759.83	874.62	2,313.78
	Wires & Cables	85.26	(38.14)	62.89	47.12	154.40	265.19
	Sub Total	2,929.34	55.02	3,436.11	2,984.36	6,657.01	12,426.12
	Less : Unallocated expenses net of Income	750.29	387.59	1,170.35	1,137.88	2,331.75	4,462.23
	Less : Interest Expense	1,502.80	1,468.54	1,437.30	2,971.34	2,808.16	5,639.81
	Profit before tax	676.25	(1,801.11)	828.46	(1,124.86)	1,517.10	2,324.08
	Less : Tax Expenses	23.72	59.92	223.37	83.64	427.44	653.46
	Profit after Tax	652.53	(1,861.03)	605.09	(1,208.50)	1,089.66	1,670.62
(c)	Segment Assets						
	Metering	62,919.86	61,665.11	72,273.37	62,919.86	72,273.37	66,268.53
	Switchgear	37,356.31	37,138.18	35,403.49	37,356.31	35,403.49	38,074.50
	Lighting	28,523.16	25,684.06	23,403.75	28,523.16	23,403.75	25,205.09
	Wires & Cables	15,766.22	14,576.14	14,387.11	15,766.22	14,387.11	14,153.19
	sub-total	1,44,565.55	1,39,063.49	1,45,467.72	1,44,565.55	1,45,467.72	1,43,701.31
	Unallocated	7,270.19	7,292.30	7,229.58	7,270.19	7,229.58	7,347.19
	Total	1,51,835.74	1,46,355.79	1,52,697.30	1,51,835.74	1,52,697.30	1,51,048.50
(d)	Segment Liabilities						
	Metering	12,200.34	9,621.24	15,668.07	12,200.34	15,668.07	12,752.56
	Switchgear	5,408.58	4,564.97	6,702.38	5,408.58	6,702.38	5,374.04
	Lighting	4,453.91	3,289.72	2,647.29	4,453.91	2,647.29	3,860.97
	Wires & Cables	1,191.61	662.68	809.78	1,191.61	809.78	710.56
	sub-total	23,254.44	18,138.61	25,827.52	23,254.44	25,827.52	22,698.13
	Unallocated	55,122.61	55,315.03	52,700.07	55,122.61	52,700.07	53,587.48
	Total	78,377.05	73,453.64	78,527.59	78,377.05	78,527.59	76,285.61

Handwritten signature



Particulars	As at	As at
	30-Sep-2020	31-Mar-2020
	(Unaudited)	(Audited)
ASSETS		
Non-current assets		
Property, plant and equipment	40,962.47	42,257.04
Capital work in progress	442.39	337.74
Right of use Assets	588.78	710.26
Intangible assets	1,742.79	2,136.72
Financial assets		
i. Investments	5,400.00	5,400.00
ii. Loans	271.14	283.42
Deferred tax assets (Net)	1,575.91	1,659.96
Other non-current assets	1,427.79	1,400.93
	52,411.27	54,186.07
Current assets		
Inventories	44,245.25	42,183.78
Financial assets		
i. Trade receivables	44,088.73	44,007.71
ii. Cash and cash equivalents	2,705.62	2,416.50
iii. Bank balances other than (ii) above	3,442.78	3,177.21
iv. Loans	45.84	43.88
v. Other financial assets	1,220.74	1,236.19
Current tax assets (Net)	294.28	287.23
Other current assets	3,381.23	3,509.93
	99,424.47	96,862.43
Total Assets	1,51,835.74	1,51,048.50
EQUITY AND LIABILITIES		
Equity		
Equity share capital	6,430.05	6,430.05
Other equity	67,028.64	68,332.84
Total equity	73,458.69	74,762.89
Liabilities		
Non-current liabilities		
Financial liabilities		
i. Borrowings	4,318.73	3,002.41
ii. Other financial liabilities	1,565.97	1,662.10
Provisions	865.41	843.98
	6,750.11	5,508.49
Current liabilities		
Financial liabilities		
i. Borrowings	50,509.60	50,297.83
ii. Trade payables		
a) total outstanding dues of micro enterprises and small enterprises	2,826.62	3,430.38
b) total outstanding dues of creditors other than micro enterprises and small enterprises	13,487.60	12,862.99
iii. Other financial liabilities	3,929.73	2,771.70
Other current liabilities	307.02	674.18
Provisions	566.37	740.04
	71,626.94	70,777.12
Total Equity and Liabilities	1,51,835.74	1,51,048.50




HPL ELECTRIC & POWER LTD

Standalone Cash Flow Statement for the half year ended September 30, 2020

(₹ in Lakhs)

Particulars	Period ended 30th Sept 2020	Period ended 30th Sept 2019
A. Cash flow from operating activities	(Unaudited)	(Unaudited)
Net profit/ (loss) before tax	(1,124.86)	1,517.10
Adjustments for :		
- Depreciation and amortisation expenses	2,060.08	1,780.80
- Finance expenses	2,971.34	2,808.16
- Interest income	(169.67)	(159.03)
- Loss / (profit) on sale of fixed assets	-	72.36
Operating profit before working capital changes	3,736.89	6,019.39
Adjustments for :		
Decrease/(increase) in trade receivables	(81.01)	(992.18)
Decrease/(increase) in other financial and non-financial assets	146.28	(649.18)
Decrease/(increase) in inventories	(2,061.47)	(2,763.83)
(Decrease)/increase in trade payables	20.84	(857.19)
(Decrease)/increase in other financial, non financial liabilities and provisions	(836.24)	152.20
Cash generated from operations	925.29	909.21
- Taxes paid (net of refunds)	(7.05)	(158.25)
Net cash from operating activities	918.24	750.96
B. Cash flow from investing activities		
- Purchase of property, plant & equipment and intangible assets	(261.06)	(2,154.27)
- (increase)/ decrease in capital work in progress	(104.65)	(266.71)
- Payment for acquiring right of use of assets	(127.78)	(121.34)
- Proceeds from Sale of property, plant and equipments	0.16	10.50
- Security Deposits (Paid)/Received	12.27	(12.36)
- Interest income received	169.67	159.03
Net cash used in investing activities	(311.39)	(2,385.15)
C. Cash flow from financing activities		
- Proceeds from working capital loan (net)	211.76	3,845.57
- Repayment of secured long term loan	-	1,281.85
- Proceeds from secured long term loan	2,803.86	-
- Repayment of lease liabilities interest portion	(36.43)	(47.61)
- Finance expenses	(2,934.90)	(2,760.55)
- Payment of dividend	(96.45)	(128.60)
- Tax on dividends paid on equity shares	-	(26.44)
Net cash used in financing activities	(52.16)	2,164.22
Net changes in cash & cash equivalents (a+b+c)	554.69	530.03
Cash & cash equivalents at the beginning of the year	5,593.71	5,704.01
Cash & cash equivalents at the end of the year	6,148.40	6,234.04



Handwritten signature in blue ink.

KHARABANDA ASSOCIATES
Chartered Accountants
112, RPS FLATS, SHEIKH SARAI, PHASE-I
NEW DELHI-110017
Phone: 26017190, 26012178

Independent Auditor's Review Report on the Quarterly and Year to Date Unaudited Consolidated Financial Results of the Company Pursuant to the Regulation 33 of the SEBI (Listing Obligation and Disclosure Requirement) Regulation, 2015, as amended

Review Report to
The Board of Directors
HPL Electric & Power Limited

1. We have reviewed the accompanying statement of unaudited consolidated financial results of HPL Electric & Power Limited ("the Company") and its subsidiaries listed in Annexure-I (the Company and its subsidiaries constitute "the Group") for the quarter ended September 30, 2020 and year to date from April 01, 2020 to September 30, 2020 (the "Statement") attached herewith, being submitted by the Company pursuant to the requirements of Regulation 33 of the SEBI (Listing Obligations and Disclosure Requirements) Regulations, 2015 as amended ('the Listing Regulation').
2. This Statement, which is the responsibility of the Company's Management and approved by the Board of Directors of the Company, has been prepared in accordance with the recognition and measurement principles laid down in Indian accounting Standard 34, (Ind AS 34) "Interim Financial Reporting" prescribed under section 133 of the Companies Act, 2013 as amended, read with relevant rules issued thereunder and other accounting principles generally accepted in India read with Circular. Our responsibility is to express a conclusion on the Statement based on our review.
3. We conducted our review in accordance with the Standard on Review Engagement (SRE) 2410, "Review of Interim Financial Information Performed by the Independent Auditor of the Entity" issued by the Institute of Chartered Accountants of India. This standard requires that we plan and perform the review to obtain moderate assurance as to whether the Statement is free of material misstatement. A review of interim financial information consist of making inquiries, primarily of persons responsible for financial and accounting matters, and applying analytical and other review procedures. A review is substantially less in scope than an audit conducted in accordance with Standards on Auditing and consequently does not enable us to obtain assurance that we would become aware of all significant matters that might be identified in an audit. Accordingly, we do not express an audit opinion.

We also performed procedures in accordance with the Circular No. CIR/CFD/CMD1/44/2019 dated March 29, 2019 issued by the Securities and Exchange Board of India under Regulation 33(8) of the SEBI (Listing Obligation and Disclosure Requirements) Regulation, 2015 as amended, to the extent applicable.



4. We did not review the financial results of subsidiaries considered in the preparation of the Statement and whose financial results reflects total assets of Rs. 12,172.17 lakhs as at September 30, 2020, total revenue of Rs. 1,962.33 lakhs and Rs. 2,503.47 lakhs, total net profit after tax of Rs. 49.88 lakhs and net loss of Rs. 40.96 lakhs and total comprehensive income (comprising of profit and other comprehensive income) of Rs. 49.08 lakhs and total comprehensive loss of Rs. 42.54 lakhs for the quarter ended September 30, 2020 and the period from April 01, 2020 to September 30, 2020 respectively and net cash inflows of Rs. 53.88 lakhs for the period from April 01, 2020 to September 30, 2020. These financial results and other financial information have been reviewed by other auditors whose report has been furnished to us, and our conclusion on the Statement, in so far it relates to the amounts and disclosure in respect of these subsidiaries is based solely on the report of the other auditors and procedures performed by us as stated in paragraph 3 above. Our conclusion on the statement is not modified in respect of the above matter.
5. Based on our review conducted as per paragraph 3 above and based on the consideration of reports of the other auditor referred to in para 4, nothing has come to our attention that cause us to believe that the accompanying Statement, prepared in accordance with recognition and measurement principles laid down in the aforesaid Indian Accounting standards ('Ind AS') specified under Section 133 of the Companies Act, 2013, as amended, read with relevant rules issued thereunder and other accounting principles generally accepted in India, has not disclosed the information required to be disclosed in terms of Regulations 33 of the SEBI (Listing Obligation and Disclosure Requirements) Regulation, 2015 read with the Circular, including the manner in which it is to be disclosed, or that it contains any material misstatement.

**For Kharabanda Associates
Chartered Accountants
(Firm Registration No. 003456N)**

Sunil Kharabanda

**(Sunil Kharabanda)
Proprietor
(Membership No. 82402)
UDIN: 20082402AAAAJS4413**



Place : New Delhi

Date : 12.11.2020

Annexure-I: List of entities consolidated as at 30th September 2020

1. Himachal Energy Private Limited
2. HPL Electric & Power Limited-Shriji Designs
3. HPL Electric & Power Limited-Trimurthi Hitech Co. Pvt Ltd-Shriji Designs



HPL Electric & Power Limited

CIN : L74899DL1992PLC048945

Corporate Office : Windsor Business Park, B-1D, Sector-10,
Noida - 201301 (U.P.) | Tel.: +91-120-4656300 | Fax. +91-120-4656333
E-mail : hpl@hplindia.com | website: www.hplindia.com

UNAUDITED CONSOLIDATED FINANCIAL RESULTS FOR THE QUARTER AND HALF YEAR ENDED SEPTEMBER 30, 2020

(Rs. in Lakhs)

Sr.No.	Particulars	Quarter Ended			Half Year Ended		Year Ended
		30.09.2020	30.06.2020	30.09.2019	30.09.2020	30.09.2019	31.03.2020
		Unaudited	Unaudited	Unaudited	Unaudited	Unaudited	Audited
1	Income						
	(a) Revenue from operations	22,708.89	9,617.70	27,204.17	32,326.59	52,022.22	97,651.44
	(b) Other income	83.92	113.34	62.41	197.26	199.18	458.21
	Total Income	22,792.81	9,731.04	27,266.58	32,523.85	52,221.40	98,109.65
2	Expenses						
	(a) Cost of materials consumed	15,270.29	6,215.76	16,658.54	21,486.05	34,008.15	62,137.95
	(b) Changes in inventories of finished goods and work-in-progress	(1,045.94)	232.13	538.81	(813.81)	(1,187.04)	(982.73)
	(c) Employee benefits expense	2,731.78	1,499.45	3,434.52	4,231.23	6,865.11	13,469.89
	(d) Finance Cost	1,615.40	1,574.49	1,564.35	3,189.89	3,053.13	6,144.79
	(e) Depreciation and amortisation expense	1,118.69	1,085.04	962.10	2,203.73	1,905.16	3,741.98
	(f) Other expenses	2,352.06	1,007.02	3,065.76	3,359.08	5,805.83	10,536.00
	Total Expenses	22,042.28	11,613.89	26,224.08	33,656.17	50,450.34	95,047.88
3	Profit before exceptional items and tax (1-2)	750.53	(1,882.85)	1,042.50	(1,132.32)	1,771.06	3,061.77
4	Exceptional Items (Loss)/Income	-	-	-	-	-	-
5	Profit before tax (3+4)	750.53	(1,882.85)	1,042.50	(1,132.32)	1,771.06	3,061.77
6	Tax expense						
	(a) Current tax	7.00	-	156.11	7.00	304.99	531.57
	(b) Deferred tax	41.14	69.00	132.94	110.14	206.91	338.07
	Total Tax Expense	48.14	69.00	289.05	117.14	511.90	869.64
7	Net profit for the period (5-6)	702.39	(1,951.85)	753.45	(1,249.46)	1,259.16	2,192.13
8	Other comprehensive income / (loss)						
	(A) items that will not be reclassified to profit or loss in subsequent period						
	(i) Remeasurement of post employment benefit obligations	(0.46)	(0.59)	(7.98)	(1.05)	(16.33)	(2.29)
	(ii) income tax related to above	0.09	0.12	2.76	0.21	5.65	0.49
	(B) items that will be reclassified to profit or loss in subsequent period	-	-	-	-	-	-
	Other comprehensive income for the period, net of tax	(0.37)	(0.47)	(5.22)	(0.84)	(10.68)	(1.80)
9	Total comprehensive income for the period, net of tax (7+8)	702.02	(1,952.32)	748.23	(1,250.30)	1,248.48	2,190.33
10	Net Profit attributable to:						
	-Owners	700.97	(1,949.26)	749.38	(1,248.29)	1,254.48	2,177.23
	-Non-controlling interest	1.42	(2.59)	4.07	(1.17)	4.68	14.90
11	Other Comprehensive income attributable to:						
	-Owners	(0.35)	(0.45)	(5.22)	(0.80)	(10.67)	(1.71)
	-Non-controlling interest	(0.02)	(0.02)	-	(0.04)	(0.01)	(0.09)
12	Total Comprehensive income attributable to:						
	-Owners	700.62	(1,949.71)	744.16	(1,249.09)	1,243.81	2,175.52
	-Non-controlling interest	1.40	(2.61)	4.07	(1.21)	4.67	14.81
13	Paid up equity share capital (face value of Rs. 10/- each)	6,430.05	6,430.05	6,430.05	6,430.05	6,430.05	6,430.05
14	Earnings Per Equity Share (EPS) (nominal value of Rs. 10/- each) (not annualised)						
	(a) Basic (Rs.)	1.09	(3.03)	1.17	(1.94)	1.95	3.39
	(b) Diluted (Rs.)	1.09	(3.03)	1.17	(1.94)	1.95	3.39

Notes:

- The above results have been reviewed by the Audit Committee and approved by the Board of Director's at their respective meetings held on November 12, 2020. The statutory auditors of the Company have conducted limited review of these financial results, pursuant to Regulations 33 of SEBI (Listing Obligations and Disclosure Requirements) Regulations 2015.
- These financial results have been prepared in accordance with Indian Accounting Standards (Ind-AS) as prescribed under section 133 of Companies Act 2013 read with Rule 3 of the Companies (Indian Accounting Standards) Rules 2015 and relevant amendment thereafter.
- World Health Organisation (WHO) declared outbreak of Corona virus Disease (COVID-19) a global pandemic on March 11, 2020. Consequent to this, Government of India declared lockdown on March 24, 2020 which has impacted the business activities of the Company in first quarter. Accordingly current quarter results are not comparable to previous quarter on account of restriction in business activities caused due to COVID-19 pandemic during the first quarter.



For and on behalf of the Board of
HPL Electric & Power Limited

Lalit Sethi

Lalit Sethi
Chairman and Whole Time Director
DIN:00312007

Place: Noida
Date:12.11.2020



HPL Electric & Power Limited

CIN : L74899DL1992PLC048945

Corporate Office : Windsor Business Park, B-1D, Sector-10,
Noida - 201301 (U.P.) | Tel.: +91-120-4656300 | Fax. +91-120-4656333
E-mail : hpl@hplindia.com | website: www.hplindia.com

Consolidated Segmentwise Revenue, Results, Assets and Liabilities for the quarter and half year ended September 30, 2020

(Rs in lakhs)

S. No.	Particulars	Quarter Ended			Half Year Ended		Year Ended
		30.09.2020	30.06.2020	30.09.2019	30.09.2020	30.09.2019	31.03.2020
		Unaudited	Unaudited	Unaudited	Unaudited	Unaudited	Audited
(a)	Segment Revenue						
	Metering	9,330.55	3,528.38	16,532.19	12,858.93	30,077.04	51,077.51
	Switchgear	4,212.15	1,910.64	3,888.48	6,122.79	9,399.34	18,954.46
	Lighting	6,862.63	2,824.25	5,146.88	9,686.88	8,613.00	20,975.83
	Wires & Cables	2,303.56	1,354.43	1,589.07	3,657.99	3,885.29	6,592.20
	Project	-	-	47.55	-	47.55	51.44
		22,708.89	9,617.70	27,204.17	32,326.59	52,022.22	97,651.44
	less: Inter segment revenue	-	-	-	-	-	-
	Total	22,708.89	9,617.70	27,204.17	32,326.59	52,022.22	97,651.44
(b)	Segment Results						
	Metering	1,566.86	24.22	2,478.86	1,591.08	4,386.03	7,588.07
	Switchgear	773.08	30.06	708.97	803.14	1,741.38	3,521.24
	Lighting	694.84	64.99	524.09	759.83	874.62	2,313.78
	Wires & Cables	85.26	(38.14)	62.89	47.12	154.40	265.19
	Project	-	(0.03)	5.53	(0.03)	4.12	(7.60)
	Sub Total	3,120.04	81.10	3,780.34	3,201.14	7,160.55	13,680.68
	Less : Unallocated expenses net of Income	754.11	389.46	1,173.49	1,143.57	2,336.36	4,474.12
	Less : Interest Expense	1,615.40	1,574.49	1,564.35	3,189.89	3,053.13	6,144.79
	Profit before tax	750.53	(1,882.85)	1,042.50	(1,132.32)	1,771.06	3,061.77
	Less : Tax Expenses	48.14	69.00	289.05	117.14	511.90	869.64
	Profit after Tax	702.39	(1,951.85)	753.45	(1,249.46)	1,259.16	2,192.13
(c)	Segment Assets						
	Metering	71,590.46	71,402.94	80,207.39	71,590.46	80,207.39	75,573.74
	Switchgear	37,356.31	37,138.18	35,403.49	37,356.31	35,403.49	38,074.50
	Lighting	28,523.16	25,684.06	23,403.75	28,523.16	23,403.75	25,205.09
	Wires & Cables	15,766.22	14,576.14	14,387.11	15,766.22	14,387.11	14,153.19
	Project	192.30	211.39	446.85	192.30	446.85	211.22
	sub-total	1,53,428.45	1,49,012.71	1,53,848.59	1,53,428.45	1,53,848.59	1,53,217.74
	Unallocated	3,619.14	3,651.35	4,574.39	3,619.14	4,574.39	3,715.01
	Total	1,57,047.59	1,52,664.06	1,58,422.98	1,57,047.59	1,58,422.98	1,56,932.75
(d)	Segment Liabilities						
	Metering	14,832.55	13,140.15	18,729.17	14,832.55	18,729.17	15,739.30
	Switchgear	5,408.58	4,564.97	6,702.38	5,408.58	6,702.38	5,374.04
	Lighting	4,453.91	3,289.72	2,647.29	4,453.91	2,647.29	3,860.97
	Wires & Cables	1,191.61	662.68	809.78	1,191.61	809.78	710.56
	Project	126.28	126.30	118.83	126.28	118.83	126.30
	sub-total	26,012.93	21,783.82	29,007.45	26,012.93	29,007.45	25,811.17
	Unallocated	57,346.10	57,797.27	55,322.07	57,346.10	55,322.07	56,086.29
	Total	83,359.03	79,581.09	84,329.52	83,359.03	84,329.52	81,897.46




HPL ELECTRIC & POWER LTD

Consolidated Balance Sheet as at September 30, 2020

(₹ in Lakhs)

Particulars	As at	As at
	30-Sep-2020	31-Mar-2020
	(Unaudited)	(Audited)
ASSETS		
Non-current assets		
Property, plant and equipment	44,777.39	46,511.05
Capital work in progress	442.39	337.74
Right of use Assets	588.78	710.26
Intangible assets	1,742.79	2,136.72
Financial assets		
i. Loans	279.66	291.93
Deferred tax assets (Net)	3,295.25	3,405.18
Other non-current assets	1,427.79	1,400.93
	52,554.05	54,793.81
Current assets		
Inventories	46,008.78	43,938.77
Financial assets		
i. Trade receivables	46,144.32	46,309.98
ii. Cash and cash equivalents	3,272.52	2,957.03
iii. Bank balances other than (ii) above	3,988.96	3,695.89
iv. Loans	45.84	43.88
v. Other financial assets	1,412.90	1,428.01
Current tax assets (Net)	266.01	265.96
Other current assets	3,354.21	3,499.42
	1,04,493.54	1,02,138.94
Total Assets	1,57,047.59	1,56,932.75
EQUITY AND LIABILITIES		
Equity		
Equity share capital	6,430.05	6,430.05
Other equity	67,093.30	68,438.83
Equity attributable to equity holders of the parent Company	73,523.35	74,868.88
Non-controlling interests	165.21	166.41
Total equity	73,688.56	75,035.29
Liabilities		
Non-current liabilities		
Financial liabilities		
i. Borrowings	6,484.03	5,112.71
ii. Other financial liabilities	1,565.97	1,662.10
Provisions	915.40	890.68
	8,965.40	7,665.49
Current liabilities		
Financial liabilities		
i. Borrowings	52,217.79	52,281.36
ii. Trade payables		
a) total outstanding dues of micro enterprises and small enterprises	3,357.20	3,960.96
b) total outstanding dues of creditors other than micro enterprises and small enterprises	13,553.99	13,405.70
iii. Other financial liabilities	4,359.38	3,122.67
Other current liabilities	314.71	686.85
Provisions	590.56	774.43
	74,393.63	74,231.97
Total Equity and Liabilities	1,57,047.59	1,56,932.75



Handwritten signature

Consolidated Cash Flow Statement for the half year ended September 30, 2020

(₹ in Lakhs)

Particulars	Period ended 30th Sept 2020	Period ended 30th Sept 2019
A. Cash flow from operating activities	(Unaudited)	(Unaudited)
Net profit/ (loss) before tax	(1,132.32)	1,771.06
Adjustments for :		
- Depreciation and amortisation expenses	2,203.74	1,905.16
- Finance expenses	3,189.89	3,053.13
- Interest income	(197.25)	(193.25)
- Loss / (profit) on sale of fixed assets	-	72.36
Operating profit before working capital changes	4,064.06	6,608.46
Adjustments for :		
Decrease/(increase) in trade receivables	165.65	(840.50)
Decrease/(increase) in other financial and non-financial assets	154.28	(639.96)
Decrease/(increase) in inventories	(2,070.01)	(2,677.22)
(Decrease)/increase in trade payables	(455.47)	(659.98)
(Decrease)/increase in other financial, non financial liabilities and provisions	(837.74)	(22.61)
Cash generated from operations	1,020.77	1,768.19
- Taxes paid (net of refunds)	(7.05)	(196.86)
Net cash from operating activities	1,013.72	1,571.33
B. Cash flow from investing activities		
- Purchase of property, plant & equipment and intangible assets	(410.79)	(2,629.14)
- (increase)/ decrease in capital work in progress	(104.65)	(266.71)
- Payment for acquiring right of use of assets	(127.78)	(121.34)
- Proceeds from Sale of property, plant and equipments	445.32	10.50
- Security Deposits (Paid)/Received	12.27	(13.82)
- Interest income received	197.25	193.25
Net cash used in investing activities	11.62	(2,827.26)
C. Cash flow from financing activities		
- Proceeds from working capital loan (net)	(63.57)	3,825.75
- Proceeds from secured long term loan	2,933.12	1,197.71
- Repayment of lease liabilities interest portion	(36.43)	(47.61)
- Finance expenses	(3,153.45)	(3,005.52)
- Payment of dividend	(96.45)	(128.60)
- Tax on dividends paid on equity shares	-	(26.44)
Net cash used in financing activities	(416.78)	1,815.29
Net changes in cash & cash equivalents (a+b+c)	608.56	559.36
Cash & cash equivalents at the beginning of the period	6,652.92	6,685.76
Cash & cash equivalents at the end of the period	7,261.48	7,245.12



Handwritten signature