



HPL Electric & Power Limited

CIN : L74899DL1992PLC048945

Corporate Office : Windsor Business Park, B-1D, Sector-10,
Noida - 201301 (U.P.) | Tel.: +91-120-4656300 | Fax. +91-120-4656333
E-mail : hpl@hplindia.com | website: www.hplindia.com

12th January, 2021

The Manager,
Listing Department,
National Stock Exchange of India Ltd.
"Exchange Plaza", C-1, Block G,
Bandra-Kurla Complex, Bandra (E),
Mumbai – 400 051
Symbol: HPL

BSE Limited
25th Floor, New Trading Ring, Rotunda
Building, Phiroze Jeejeebhoy Towers,
Dalal Street, Fort,
Mumbai – 400 001

Scrip Code: 540136

Sub: Outcome of Board Meeting

Dear Sir,

In terms of Regulation 30 and 33 of the Securities & Exchange Board of India (Listing Obligations and Disclosure Requirements) Regulations, 2015, we are submitting herewith the Un-audited (Standalone & Consolidated) Financial Results for the quarter and nine months ended 31st December, 2020, as approved by the Board of Directors of the Company in its Meeting held today i.e. 12th January, 2021, along with the Limited Review Report thereon, as received from the Statutory Auditors M/s. Kharabanda Associates, Chartered Accountants.

The Board Meeting commenced at 3:00 PM and concluded at 5:15 PM.

This is for your kind information and record please.

Thanking You,

For HPL Electric & Power Limited

Vivek Kumar
Company Secretary

Encl: As Above

KHARABANDA ASSOCIATES
Chartered Accountants
112, RPS FLATS, SHEIKH SARAI, PHASE-I
NEW DELHI-110017
Phone: 26017190, 26012178

Independent Auditor's Review Report on the Quarterly and Year to Date Unaudited Standalone Financial Results of the Company Pursuant to the Regulation 33 of the SEBI (Listing Obligation and Disclosure Requirement) Regulation, 2015, as amended

Review Report to
The Board of Directors
HPL Electric & Power Limited


1. We have reviewed the accompanying statement of unaudited standalone financial results ("the Statement") of HPL Electric & Power Limited (the 'Company') for the quarter ended December 31, 2020 and year to date from April 01, 2020 to December 31, 2020 attached herewith, being submitted by the Company pursuant to the requirements of Regulation 33 of the SEBI (Listing Obligations and Disclosure Requirements) Regulations, 2015 ('Regulation') as amended (the "Listing Regulations").
2. The preparation of the Statement in accordance with the recognition and measurement principles laid down in Indian Accounting Standard 34, (Ind AS 34) "Interim Financial Reporting" prescribed under section 133 of the Companies Act 2013, as amended, read with relevant rules issued thereunder and other accounting principles generally accepted in India, read with the Circular is the responsibility of the Company's management and has been approved by the Board of Directors of the Company. Our responsibility is to express a conclusion on the Statement based on our review.
3. We conducted our review in accordance with the Standard on Review Engagements (SRE) 2410, "Review of Interim Financial Information performed by the Independent Auditor of the Entity" issued by the institute of Chartered Accountants of India. This standard requires that we plan and perform the review to obtain moderate assurance as to whether the Statement is free of material misstatement. A review of interim financial information consist of making inquiries, primarily of persons responsible for financial and accounting matters, and applying analytical and other review procedures. A review is substantially less in scope than an audit conducted in



accordance with Standard on Auditing and consequently does not enable us to obtain assurance that we would become aware of all significant matters that might be identified in an audit. Accordingly, we do not express an audit opinion.

4. Based on our review conducted as above, nothing has come to our attention that causes us to believe that the accompanying Statement, prepared in accordance with the recognition and measurement principles laid down in the applicable Indian Accounting Standards ('Ind AS') specified under Section 133 of the Companies Act 2013 as amended, read with relevant rules issued there under and other recognised accounting practices and policies has not disclosed the information required to be disclosed in terms of Regulation 33 of the SEBI (Listing Obligations and Disclosure Requirements) Regulations, 2015 read with the Circular, including the manner in which it is to be disclosed, or that it contains any material misstatement.

For Kharabanda Associates
Chartered Accountants
(Firm Registration No. 003456N)


(Sunil Kharabanda)
Proprietor
(Membership No. 82402)
UDIN: 21082402AAA AAV 8979



Place: New Delhi
Date: 12.01.2021



HPL Electric & Power Limited

CIN : L74899DL1992PLC048945

Corporate Office : Windsor Business Park, B-1D, Sector-10,
Noida - 201301 (U.P.) | Tel.: +91-120-4656300 | Fax. +91-120-4656333
E-mail : hpl@hplindia.com | website: www.hplindia.com

UNAUDITED STANDALONE FINANCIAL RESULTS FOR THE QUARTER AND NINE MONTHS ENDED DECEMBER 31, 2020

(Rs. in Lakhs)

Sr.No.	Particulars	Quarter Ended			Nine Months Ended		Year Ended
		31.12.2020	30.09.2020	31.12.2019	31.12.2020	31.12.2019	31.03.2020
		Unaudited	Unaudited	Unaudited	Unaudited	Unaudited	Audited
1	Income						
	(a) Revenue from operations	23,182.50	22,015.75	22,986.52	54,490.79	73,551.90	92,522.40
	(b) Other income	74.05	72.58	59.79	243.72	224.71	383.75
	Total Income	23,256.55	22,088.33	23,046.31	54,734.51	73,776.61	92,906.15
2	Expenses						
	(a) Cost of materials consumed	15,250.26	15,128.53	16,043.14	36,362.23	49,314.63	59,134.51
	(b) Changes in inventories of finished goods and work-in-progress	(522.78)	(1,159.36)	(1,680.34)	(1,385.61)	(2,560.21)	(803.59)
	(c) Employee benefits expense	3,011.82	2,626.50	3,233.48	7,111.65	9,858.97	12,991.89
	(d) Finance Cost	1,497.53	1,502.80	1,412.24	4,468.87	4,220.40	5,639.81
	(e) Depreciation and amortisation expense	1,054.92	1,048.28	842.19	3,115.00	2,622.99	3,480.79
	(f) Other expenses	2,257.48	2,265.33	2,500.77	5,479.91	8,107.90	10,138.66
	Total Expenses	22,549.23	21,412.08	22,351.48	55,152.05	71,564.68	90,582.07
3	Profit before exceptional items and tax (1-2)	707.32	676.25	694.83	(417.54)	2,211.93	2,324.08
4	Exceptional Items (Loss)/Income	-	-	-	-	-	-
5	Profit before tax (3+4)	707.32	676.25	694.83	(417.54)	2,211.93	2,324.08
6	Tax expense						
	(a) Current tax	-	-	116.50	-	371.76	391.76
	(b) Deferred tax	(72.02)	23.72	72.78	11.62	244.96	261.70
	Total Tax Expense	(72.02)	23.72	189.28	11.62	616.72	653.46
7	Net profit for the period (5-6)	779.34	652.53	505.55	(429.16)	1,595.21	1,670.62
8	Other comprehensive income / (loss)						
	(A) items that will not be reclassified to profit or loss in subsequent period						
	(i) Remeasurement of post employment benefit obligations	0.47	0.65	(7.84)	1.62	(24.46)	2.07
	(ii) income tax related to above	(0.17)	(0.22)	2.72	(0.57)	8.47	(0.72)
	(B) items that will be reclassified to profit or loss in subsequent period						
	Other comprehensive income for the period, net of tax	0.30	0.43	(5.12)	1.05	(15.99)	1.35
9	Total comprehensive income for the period, net of tax (7+8)	779.64	652.96	500.43	(428.11)	1,579.22	1,671.97
10	Paid up equity share capital (face value of Rs. 10/- each)	6,430.05	6,430.05	6,430.05	6,430.05	6,430.05	6,430.05
11	Earnings Per Equity Share (EPS) (nominal value of Rs. 10/- each) (not annualised)						
	(a) Basic (Rs.)	1.21	1.01	0.79	(0.67)	2.48	2.60
	(b) Diluted (Rs.)	1.21	1.01	0.79	(0.67)	2.48	2.60

Notes:

- The above results have been reviewed by the Audit Committee and approved by the Board of Director's at their respective meetings held on January 12, 2021. The statutory auditors of the Company have conducted limited review of these financial results, pursuant to Regulation 33 of SEBI (Listing Obligations and Disclosure Requirements) Regulations 2015.
- These financial results have been prepared in accordance with Indian Accounting Standards (Ind-AS) as prescribed under section 133 of Companies Act 2013 read with Rule 3 of the Companies (Indian Accounting Standards) Rules 2015 and relevant amendment thereafter.



For and on behalf of the Board of
HPL Electric & Power Limited

Rishi Seth
Rishi Seth
Managing Director
DIN:00203469

Place: Noida
Date:12.01.2021

Registered Office : 1/20, Asaf Ali Road, New Delhi - 110 002
Tel.: +91-11-23234411 | Fax:+91-11-23232639



HPL Electric & Power Limited

CIN : L74899DL1992PLC048945


Corporate Office : Windsor Business Park, B-1D, Sector-10,
Noida - 201301 (U.P.) | Tel.: +91-120-4656300 | Fax. +91-120-4656333
E-mail : hpl@hplindia.com | website: www.hplindia.com

Standalone Segmentwise Revenue, Results, Assets and Liabilities for the quarter and nine months ended December 31, 2020

(Rs in lakhs)

S. No.	Particulars	Quarter Ended			Nine Months Ended		Year Ended
		31.12.2020	30.09.2020	31.12.2019	31.12.2020	31.12.2019	31.03.2020
		Unaudited	Unaudited	Unaudited	Unaudited	Unaudited	Audited
(a)	Segment Revenue						
	Metering	9,720.89	8,637.41	12,234.54	21,561.52	40,902.29	45,999.91
	Switchgear	4,945.54	4,212.15	3,834.58	11,068.33	13,233.92	18,954.46
	Lighting	6,501.75	6,862.63	5,529.89	16,188.63	14,142.89	20,975.83
	Wires & Cables	2,014.32	2,303.56	1,387.51	5,672.31	5,272.80	6,592.20
		23,182.50	22,015.75	22,986.52	54,490.79	73,551.90	92,522.40
	less: Inter segment revenue	-	-	-	-	-	-
	Total	23,182.50	22,015.75	22,986.52	54,490.79	73,551.90	92,522.40
(b)	Segment Results						
	Metering	1,356.26	1,376.16	1,878.70	2,730.53	5,765.31	6,325.91
	Switchgear	910.87	773.08	700.44	1,714.01	2,441.82	3,521.24
	Lighting	653.51	694.84	634.43	1,413.34	1,509.05	2,313.78
	Wires & Cables	68.14	85.26	57.43	115.26	211.83	265.19
	Sub Total	2,988.78	2,929.34	3,271.00	5,973.14	9,928.01	12,426.12
	Less : Unallocated expenses net of Income	783.93	750.29	1,163.93	1,921.81	3,495.68	4,462.23
	Less : Interest Expense	1,497.53	1,502.80	1,412.24	4,468.87	4,220.40	5,639.81
	Profit before tax	707.32	676.25	694.83	(417.54)	2,211.93	2,324.08
	Less : Tax Expenses	(72.02)	23.72	189.28	11.62	616.72	653.46
	Profit after Tax	779.34	652.53	505.55	(429.16)	1,595.21	1,670.62
(c)	Segment Assets						
	Metering	60,537.36	62,919.86	69,509.12	60,537.36	69,509.12	66,268.53
	Switchgear	39,748.90	37,356.31	37,346.53	39,748.90	37,346.53	38,074.50
	Lighting	29,229.69	28,523.16	24,297.84	29,229.69	24,297.84	25,205.09
	Wires & Cables	15,905.30	15,766.22	13,701.02	15,905.30	13,701.02	14,153.19
	sub-total	1,45,421.25	1,44,565.55	1,44,854.51	1,45,421.25	1,44,854.51	1,43,701.31
	Unallocated	7,348.72	7,270.19	7,060.50	7,348.72	7,060.50	7,347.19
	Total	1,52,769.97	1,51,835.74	1,51,915.01	1,52,769.97	1,51,915.01	1,51,048.50
(d)	Segment Liabilities						
	Metering	11,972.30	12,200.34	15,296.93	11,972.30	15,296.93	12,752.56
	Switchgear	6,033.94	5,408.58	5,951.76	6,033.94	5,951.76	5,374.04
	Lighting	4,926.33	4,453.91	2,431.18	4,926.33	2,431.18	3,860.97
	Wires & Cables	1,531.21	1,191.61	760.38	1,531.21	760.38	710.56
	sub-total	24,463.78	23,254.44	24,440.25	24,463.78	24,440.25	22,698.13
	Unallocated	54,067.87	55,122.61	52,804.63	54,067.87	52,804.63	53,587.48
	Total	78,531.65	78,377.05	77,244.88	78,531.65	77,244.88	76,285.61

Rushfelt



Registered Office : 1/20, Asaf Ali Road, New Delhi - 110 002
Tel.: +91-11-23234411 | Fax:+91-11-23232639

KHARABANDA ASSOCIATES
Chartered Accountants
112, RPS FLATS, SHEIKH SARAI, PHASE-I
NEW DELHI-110017
Phone: 26017190, 26012178

Independent Auditor's Review Report on the Quarterly and Year to Date Unaudited Consolidated Financial Results of the Company Pursuant to the Regulation 33 of the SEBI (Listing Obligation and Disclosure Requirement) Regulation, 2015, as amended

Review Report to
The Board of Directors
HPL Electric & Power Limited


1. We have reviewed the accompanying statement of unaudited consolidated financial results of HPL Electric & Power Limited ("the Company") and its subsidiaries listed in Annexure-I (the Company and its subsidiaries constitute "the Group") for the quarter ended December 31, 2020 and year to date from April 01, 2020 to December 31, 2020 (the "Statement") attached herewith, being submitted by the Company pursuant to the requirements of Regulation 33 of the SEBI (Listing Obligations and Disclosure Requirements) Regulations, 2015 as amended ("the Listing Regulation").
2. This Statement, which is the responsibility of the Company's Management and approved by the Board of Directors of the Company, has been prepared in accordance with the recognition and measurement principles laid down in Indian accounting Standard 34, (Ind AS 34) "Interim Financial Reporting" prescribed under section 133 of the Companies Act, 2013 as amended, read with relevant rules issued thereunder and other accounting principles generally accepted in India read with Circular. Our responsibility is to express a conclusion on the Statement based on our review.
3. We conducted our review in accordance with the Standard on Review Engagement (SRE) 2410, "Review of Interim Financial Information Performed by the Independent Auditor of the Entity" issued by the Institute of Chartered Accountants of India. This standard requires that we plan and perform the review to obtain moderate assurance as to whether the Statement is free of material misstatement. A review of interim financial information consist of making inquiries, primarily of persons responsible for financial and accounting matters, and applying analytical and other review procedures. A review is substantially less in scope than an audit conducted in accordance with Standards on Auditing and consequently does not enable us to obtain assurance that we would become aware of all significant matters that might be identified in an audit. Accordingly, we do not express an audit opinion.


We also performed procedures in accordance with the Circular No. CIR/CFD/CMD1/44/2019 dated March 29, 2019 issued by the Securities and Exchange Board of India under Regulation 33(8) of the SEBI (Listing Obligation and Disclosure Requirements) Regulation, 2015 as amended, to the extent applicable.



4. We did not review the financial results of subsidiaries considered in the preparation of the Statement and whose financial results reflects total assets of Rs. 11,323.37 lakhs as at December 31, 2020, total revenue of Rs. 1,957.40 lakhs and Rs. 4,460.87 lakhs, total net profit after tax of Rs. 61.61 lakhs and Rs. 20.65 lakhs and total comprehensive income (comprising of profit and other comprehensive income) of Rs. 60.80 lakhs and of Rs. 18.26 lakhs for the quarter ended December 31, 2020 and the period from April 01, 2020 to December 31, 2020 respectively. These financial results and other financial information have been reviewed by other auditors whose report has been furnished to us, and our conclusion on the Statement, in so far it relates to the amounts and disclosure in respect of these subsidiaries is based solely on the report of the other auditors and procedures performed by us as stated in paragraph 3 above. Our conclusion on the statement is not modified in respect of the above matter.
5. Based on our review conducted as per paragraph 3 above and based on the consideration of reports of the other auditor referred to in para 4, nothing has come to our attention that cause us to believe that the accompanying Statement, prepared in accordance with recognition and measurement principles laid down in the aforesaid Indian Accounting standards ('Ind AS') specified under Section 133 of the Companies Act, 2013, as amended, read with relevant rules issued thereunder and other accounting principles generally accepted in India, has not disclosed the information required to be disclosed in terms of Regulations 33 of the SEBI (Listing Obligation and Disclosure Requirements) Regulation, 2015 read with the Circular, including the manner in which it is to be disclosed, or that it contains any material misstatement.

**For Kharabanda Associates
Chartered Accountants
(Firm Registration No. 003456N)**


(Sunil Kharabanda)
Proprietor
(Membership No. 82402)
UDIN: 21682402AAAAA U677



Place : New Delhi
Date : 12.01.2021

Annexure-I: List of entities consolidated as at 31st December 2020

1. Himachal Energy Private Limited
2. HPL Electric & Power Limited-Shriji Designs
3. HPL Electric & Power Limited-Trimurthi Hitech Co. Pvt Ltd-Shriji Designs



HPL Electric & Power Limited

CIN : L74899DL1992PLC048945

Corporate Office : Windsor Business Park, B-1D, Sector-10,
Noida - 201301 (U.P.) | Tel.: +91-120-4656300 | Fax. +91-120-4656333
E-mail : hpl@hplindia.com | website: www.hplindia.com

UNAUDITED CONSOLIDATED FINANCIAL RESULTS FOR THE QUARTER AND NINE MONTHS ENDED DECEMBER 31, 2020

(Rs. in Lakhs)

Sr.No.	Particulars	Quarter Ended			Nine Months Ended		Year Ended
		31.12.2020	30.09.2020	31.12.2019	31.12.2020	31.12.2019	31.03.2020
		Unaudited	Unaudited	Unaudited	Unaudited	Unaudited	Audited
1	Income						
	(a) Revenue from operations	24,398.77	22,708.89	24,413.64	56,725.36	76,435.86	97,651.44
	(b) Other income	79.89	83.92	75.36	277.15	274.54	458.21
	Total Income	24,478.66	22,792.81	24,489.00	57,002.51	76,710.40	98,109.65
2	Expenses						
	(a) Cost of materials consumed	15,942.90	15,270.29	16,866.26	37,428.95	50,874.41	62,137.95
	(b) Changes in inventories of finished goods and work-in-progress	(511.66)	(1,045.94)	(1,666.94)	(1,325.47)	(2,853.98)	(982.73)
	(c) Employee benefits expense	3,125.57	2,731.78	3,344.71	7,356.80	10,209.82	13,469.89
	(d) Finance Cost	1,627.43	1,615.40	1,529.45	4,817.32	4,582.58	6,144.79
	(e) Depreciation and amortisation expense	1,119.64	1,118.69	905.16	3,323.37	2,810.32	3,741.98
	(f) Other expenses	2,371.48	2,352.06	2,609.22	5,730.56	8,415.05	10,536.00
	Total Expenses	23,675.36	22,042.28	23,587.86	57,331.53	74,038.20	95,047.88
3	Profit before exceptional items and tax (1-2)	803.30	750.53	901.14	(329.02)	2,672.20	3,061.77
4	Exceptional Items (Loss)/Income	-	-	-	-	-	-
5	Profit before tax (3+4)	803.30	750.53	901.14	(329.02)	2,672.20	3,061.77
6	Tax expense						
	(a) Current tax	20.61	7.00	156.16	27.61	461.15	531.57
	(b) Deferred tax	(58.28)	41.14	69.05	51.86	275.96	338.07
	Total Tax Expense	(37.67)	48.14	225.21	79.47	737.11	869.64
7	Net profit for the period (5-6)	840.97	702.39	675.93	(408.49)	1,935.09	2,192.13
8	Other comprehensive income / (loss)						
	(A) items that will not be reclassified to profit or loss in subsequent period						
	(i) Remeasurement of post employment benefit obligations	(0.66)	(0.46)	(7.70)	(1.71)	(24.03)	(2.29)
	(ii) income tax related to above	0.15	0.09	2.70	0.36	8.35	0.49
	(B) items that will be reclassified to profit or loss in subsequent period	-	-	-	-	-	-
	Other comprehensive income for the period, net of tax	(0.51)	(0.37)	(5.00)	(1.35)	(15.68)	(1.80)
9	Total comprehensive income for the period, net of tax (7+8)	840.46	702.02	670.93	(409.84)	1,919.41	2,190.33
10	Net Profit attributable to:						
	-Owners	839.21	700.97	670.89	(409.08)	1,925.37	2,177.23
	-Non-controlling interest	1.76	1.42	5.04	0.59	9.72	14.90
11	Other Comprehensive income attributable to:						
	-Owners	(0.48)	(0.35)	(5.02)	(1.28)	(15.69)	(1.71)
	-Non-controlling interest	(0.03)	(0.02)	0.02	(0.07)	0.01	(0.09)
12	Total Comprehensive income attributable to:						
	-Owners	838.73	700.62	665.87	(410.36)	1,909.68	2,175.52
	-Non-controlling interest	1.73	1.40	5.06	0.52	9.73	14.81
13	Paid up equity share capital (face value of Rs. 10/- each)	6,430.05	6,430.05	6,430.05	6,430.05	6,430.05	6,430.05
14	Earnings Per Equity Share (EPS) (nominal value of Rs. 10/- each) (not annualised)						
	(a) Basic (Rs.)	1.31	1.09	1.04	(0.64)	2.99	3.39
	(b) Diluted (Rs.)	1.31	1.09	1.04	(0.64)	2.99	3.39

Notes:

- The above results have been reviewed by the Audit Committee and approved by the Board of Director's at their respective meetings held on January 12, 2021. The statutory auditors of the Company have conducted limited review of these financial results, pursuant to Regulation 33 of SEBI (Listing Obligations and Disclosure Requirements) Regulations 2015.
- These financial results have been prepared in accordance with Indian Accounting Standards (Ind-AS) as prescribed under section 133 of Companies Act 2013 read with Rule 3 of the Companies (Indian Accounting Standards) Rules 2015 and relevant amendment thereafter.

Place: Noida
Date: 12.01.2021



For and on behalf of the Board of
HPL Electric & Power Limited

Rishu Seth
Managing Director
DIN: 00203469

Registered Office : 1/20, Asaf Ali Road, New Delhi - 110 002
Tel.: +91-11-23234411 | Fax: +91-11-23232639



HPL Electric & Power Limited

CIN : L74899DL1992PLC048945

Corporate Office : Windsor Business Park, B-1D, Sector-10,
Noida - 201301 (U.P.) | Tel.: +91-120-4656300 | Fax. +91-120-4656333
E-mail : hpl@hplindia.com | website: www.hplindia.com

Consolidated Segmentwise Revenue, Results, Assets and Liabilities for the quarter and nine months ended December 31, 2020

(Rs in lakhs)

S. No.	Particulars	Quarter Ended			Nine Months Ended		Year Ended
		31.12.2020	30.09.2020	31.12.2019	31.12.2020	31.12.2019	31.03.2020
		Unaudited	Unaudited	Unaudited	Unaudited	Unaudited	Audited
(a)	Segment Revenue						
	Metering	10,937.16	9,330.55	13,657.77	23,796.09	43,734.81	51,077.51
	Switchgear	4,945.54	4,212.15	3,834.58	11,068.33	13,233.92	18,954.46
	Lighting	6,501.75	6,862.63	5,529.89	16,188.63	14,142.89	20,975.83
	Wires & Cables	2,014.32	2,303.56	1,387.51	5,672.31	5,272.80	6,592.20
	Project	-	-	3.89	-	51.44	51.44
		24,398.77	22,708.89	24,413.64	56,725.36	76,435.86	97,651.44
	less: Inter segment revenue	-	-	-	-	-	-
	Total	24,398.77	22,708.89	24,413.64	56,725.36	76,435.86	97,651.44
(b)	Segment Results						
	Metering	1,582.79	1,566.86	2,282.66	3,173.87	6,668.69	7,588.07
	Switchgear	910.87	773.08	700.44	1,714.01	2,441.82	3,521.24
	Lighting	653.51	694.84	634.43	1,413.34	1,509.05	2,313.78
	Wires & Cables	68.14	85.26	57.43	115.26	211.83	265.19
	Project	-	-	(6.59)	(0.03)	(2.47)	(7.60)
	Sub Total	3,215.31	3,120.04	3,668.37	6,416.45	10,828.92	13,680.68
	Less : Unallocated expenses net of Income	784.58	754.11	1,237.78	1,928.15	3,574.14	4,474.12
	Less : Interest Expense	1,627.43	1,615.40	1,529.45	4,817.32	4,582.58	6,144.79
	Profit before tax	803.30	750.53	901.14	(329.02)	2,672.20	3,061.77
	Less : Tax Expenses	(37.67)	48.14	225.21	79.47	737.11	869.64
	Profit after Tax	840.97	702.39	675.93	(408.49)	1,935.09	2,192.13
(c)	Segment Assets						
	Metering	69,385.28	71,590.46	78,926.65	69,385.28	78,066.03	75,573.74
	Switchgear	39,748.90	37,356.31	37,346.53	39,748.90	37,346.53	38,074.50
	Lighting	29,229.69	28,523.16	24,297.84	29,229.69	24,297.84	25,205.09
	Wires & Cables	15,905.30	15,766.22	13,701.02	15,905.30	13,701.02	14,153.19
	Project	191.79	192.30	395.43	191.79	346.07	211.22
	sub-total	1,54,460.96	1,53,428.45	1,54,667.47	1,54,460.96	1,53,757.49	1,53,217.74
	Unallocated	3,704.71	3,619.14	3,528.03	3,704.71	4,438.01	3,715.01
	Total	1,58,165.67	1,57,047.59	1,58,195.50	1,58,165.67	1,58,195.50	1,56,932.75
(d)	Segment Liabilities						
	Metering	14,646.40	14,832.55	18,809.10	14,646.40	18,809.10	15,739.30
	Switchgear	6,033.94	5,408.58	5,951.76	6,033.94	5,951.76	5,374.04
	Lighting	4,926.33	4,453.91	2,431.18	4,926.33	2,431.18	3,860.97
	Wires & Cables	1,531.21	1,191.61	760.38	1,531.21	760.38	710.56
	Project	126.28	126.28	130.57	126.28	130.57	126.30
	sub-total	27,264.16	26,012.93	28,082.99	27,264.16	28,082.99	25,811.17
	Unallocated	56,372.52	57,346.10	55,348.13	56,372.52	55,348.13	56,086.29
	Total	83,636.68	83,359.03	83,431.12	83,636.68	83,431.12	81,897.46

Rishu Seth



Registered Office : 1/20, Asaf Ali Road, New Delhi - 110 002
Tel.: +91-11-23234411 | Fax: +91-11-23232639