

Shareholding Pattern under Regulation 31 of SEBI (Listing Obligations and Disclosure Requirements) Regulations, 2015

| | | | |
|----|------------------------------------------------------------------------------------------------------------------------------------------------------------------------------------------------------------------------------------------------------------------------------------------------------------------------------------------------------------------------------------------------------------------------------------------------------------------------------------------------------------------------------------------------------------|------|-----|
| | | | |
| 1. | Name of Listed Entity: HPL ELECTRIC & POWER LIMITED | | |
| 2. | Scrp Code/Name of Scrip/Class of Security: BSE- 540136, NSE - HPL, CLASS OF SECURITY - EQUITY SHARES | | |
| 3. | Share Holding Pattern Filed under: Reg. 31(1)(a)/Reg.31(1)(b)/Reg.31(1)(c) | | |
| | a. if under 31(1)(b) then indicate the report for quarter ending 31/03/2018 | | |
| | b. if under 31(1)(c) then indicate date of allotment/extinguishment: N.A. | | |
| 4. | Declaration : The Listed entity is required to submit the following declaration to the extent of submission of information: | | |
| | Particulars | YES* | NO* |
| a | Whether the Listed Entity has issued any partly paid up shares | | NO |
| b | Whether the Listed Entity has issued any Convertible Securities or Warrants? | | NO |
| c | Whether the Listed Entity has any shares against which depository receipts are issued? | | NO |
| d | Whether the Listed Entity has any shares in locked-in? | YES | |
| e | Whether any shares held by promoters are pledge or otherwise encumbered? | | NO |
| | *If the Listed Entity selects the option 'NO' for the questions above, the columns for the partly paid up shares, Outstanding Convertible Securities/Warrants, depository receipts, locked-in shares, No of shares pledged or otherwise encumbered by promoters, as applicable, shall not be displayed at the time of dissemination on the Stock Exchange website. Also wherever there is 'No' declared by Listed entity in above table the values will be considered as 'Zero' by default on submission of the format of holding of specified securities. | | |
| 5. | The tabular format for disclosure of holding of specified securities is as follows: | | |




Table I – Summary Statement
holding of specified securities

| Category | Category of Shareholder | No of Share holder | No of fully paid up equity shares held | No of Partly paid-up equity shares held | No of Shares Underlying Depository Receipts | Total No of Shares Held (VII) = (IV)+(V)+(VI) | Shareholding as a % of total no of shares (As a % of (A+B+C)) | Number of Voting Rights held in each class of securities | | | Total as a % of (A+B+C) | No of Shares Underlying Outstanding convertible securities (Including Warrant s) | Shareholding as a % assuming full conversion of convertible Securities (as a percentage of diluted share capital) | Number of Locked in Shares | As a % of total Shares held | No. of Shares pledged or otherwise encumbered | As a % of total Shares held | Number of equity shares held in dematerialized form |
|----------|---------------------------------|--------------------|----------------------------------------|-----------------------------------------|---------------------------------------------|-----------------------------------------------|---------------------------------------------------------------|----------------------------------------------------------|----------|-----------------|-------------------------|----------------------------------------------------------------------------------|-------------------------------------------------------------------------------------------------------------------|----------------------------|-----------------------------|-----------------------------------------------|-----------------------------|-----------------------------------------------------|
| | | | | | | | | Class X | Class Y | Total | | | | | | | | |
| (I) | (II) | (III) | (IV) | (V) | (VI) | (VII) | (VIII) | (IX) | | | (X) | (XI) | (XII) | (XIII) | (XIII) | (XIV) | | |
| (A) | Promoter & Promoter Group | 10 | 46391699 | 0 | 0 | 46391699 | 72.15 | 46391699 | 0 | 46391699 | 72.15 | 0 | 12860098 | 27.72 | 0 | 0.00 | 46391699 | |
| (B) | Public | 46982 | 17908787 | 0 | 0 | 17908787 | 27.85 | 17908787 | 0 | 17908787 | 27.85 | 0 | 0 | 0.00 | NA | 17908727 | | |
| (C) | Non Promoter-Non Public | | | | | | | | | | | | | | | | | |
| (C1) | Shares underlying DRS | 0 | 0 | 0 | 0 | 0 | NA | 0 | 0 | 0 | 0.00 | 0 | 0 | 0.00 | NA | 0 | | |
| (C2) | Shares held by Employees Trusts | 0 | 0 | 0 | 0 | 0 | 0.00 | 0 | 0 | 0 | 0.00 | 0 | 0 | 0.00 | NA | 0 | | |
| | Total: | 46992 | 64300486 | 0 | 0 | 64300486 | 100.00 | 64300486 | 0 | 64300486 | 100.00 | 0 | 12860098 | 20.00 | 0 | 0.00 | 64300426 | |



Table II - Statement showing shareholding pattern of the Promoter and Promoter Group

| Category | Category & Name of the Shareholder | PAN | No of Share holder s | No of fully paid up equity shares held | No of Partly paid up equity shares held | No of Shares Underlying Depository Receipts | Total No of Shares Held (IV+V+VI) | Shareholding as a % of total no of shares (calculated as per SCRR, 1957 (VIII) As a % of (A+B+C2) | Number of Voting Rights held in each class of securities | | | Total as a % of (A+B+C) | No of Shares Underlying convertible securities (including Warrants) | Share held as a % of (VII)+(X) As a % of (A+B+C2) | No. Shares | Number of Locked in | | Number of Shares pledged or otherwise encumbered | Number of equity shares held in dematerialized form |
|----------|----------------------------------------|------------|----------------------|----------------------------------------|-----------------------------------------|---------------------------------------------|-----------------------------------|---------------------------------------------------------------------------------------------------|----------------------------------------------------------|---------|----------|-------------------------|---------------------------------------------------------------------|---------------------------------------------------|------------|-----------------------------|-----------------------------|--------------------------------------------------|-----------------------------------------------------|
| | | | | | | | | | Class X | Class Y | Total | | | | | As a % of total Shares held | As a % of total Shares held | | |
| (1) | Indian | (II) | (III) | (IV) | (V) | (VI) | (VII) | (VIII) | (IX) | | | (X) | (XI) | (XII) | (XIII) | (XIV) | | | |
| (a) | Individuals/Hindu undivided Family | | 4 | 14299676 | 0 | 0 | 14299676 | 22.24 | 14299676 | 0 | 14299676 | 22.24 | 0 | 3080000 | 21.54 | 0 | 0.00 | 14299676 | |
| | PRAVEEN SETH | AAMTS2424C | 1 | 2133098 | 0 | 0 | 2133098 | 3.32 | 2133098 | 0 | 2133098 | 3.32 | 0 | 0 | 0.00 | 0 | 0.00 | 2133098 | |
| | LALIT SETH | AATPS1284R | 1 | 7703098 | 0 | 0 | 7703098 | 11.98 | 7703098 | 0 | 7703098 | 11.98 | 0 | 3080000 | 39.98 | 0 | 0.00 | 7703098 | |
| | GAUTAM SETH | AATPS1285Q | 1 | 2231740 | 0 | 0 | 2231740 | 3.47 | 2231740 | 0 | 2231740 | 3.47 | 0 | 0 | 0.00 | 0 | 0.00 | 2231740 | |
| | RISHI SETH | AATPS1286P | 1 | 2231740 | 0 | 0 | 2231740 | 3.47 | 2231740 | 0 | 2231740 | 3.47 | 0 | 0 | 0.00 | 0 | 0.00 | 2231740 | |
| (b) | Central Government/State Government(s) | | 0 | 0 | 0 | 0 | 0 | 0.00 | 0 | 0 | 0 | 0.00 | 0 | 0 | 0.00 | 0 | 0.00 | 0 | |
| (c) | Financial Institutions/Banks | | 0 | 0 | 0 | 0 | 0 | 0.00 | 0 | 0 | 0 | 0.00 | 0 | 0 | 0.00 | 0 | 0.00 | 0 | |
| (d) | Any Other | | 6 | 32092023 | 0 | 0 | 32092023 | 49.91 | 32092023 | 0 | 32092023 | 49.91 | 0 | 9780098 | 30.48 | 0 | 0.00 | 32092023 | |




| | | | | | | | | | | | | | | | | | | | |
|-----|----------------------------------------------------------------------------|------------|-----------|-----------------|----------|----------|-----------------|--------------|-----------------|----------|----------|--------------|----------|--------------|----------|-------------|----------|-------------|-----------------|
| | AMEREX INDIA PRIVATE LIMITED | AAACA1972A | 1 | 210000 | 0 | 0 | 210000 | 0.33 | 210000 | 0 | 0 | 0.33 | 0 | 0.33 | 0 | 0.00 | 0 | 0.00 | 210000 |
| | HAVELLS ELECTRONICS PVT LTD | AAACH0774P | 1 | 11652130 | 0 | 0 | 11652130 | 18.12 | 11652130 | 0 | 0 | 18.12 | 0 | 18.12 | 0 | 0.00 | 0 | 0.00 | 11652130 |
| | HAVELLS PRIVATE LIMITED | AAACH0878E | 1 | 2842655 | 0 | 0 | 2842655 | 4.42 | 2842655 | 0 | 0 | 4.42 | 0 | 4.42 | 0 | 0.00 | 0 | 0.00 | 2842655 |
| | HPL INDIA LIMITED | AAACH1967L | 1 | 11738238 | 0 | 0 | 11738238 | 18.26 | 11738238 | 0 | 0 | 18.26 | 0 | 18.26 | 0 | 0.00 | 0 | 0.00 | 11738238 |
| | JESONS IMPEX PVT LTD | AAACU0670J | 1 | 24000 | 0 | 0 | 24000 | 0.04 | 24000 | 0 | 0 | 0.04 | 0 | 0.04 | 0 | 0.00 | 0 | 0.00 | 24000 |
| | HPL PROJECTS PORTFOLIO PRIVATE LIMITED | AADCH7105H | 1 | 5625000 | 0 | 0 | 5625000 | 8.75 | 5625000 | 0 | 0 | 8.75 | 0 | 8.75 | 0 | 0.00 | 0 | 0.00 | 5625000 |
| | Sub-Total (A)(1) | | 10 | 46391699 | 0 | 0 | 46391699 | 72.15 | 46391699 | 0 | 0 | 72.15 | 0 | 72.15 | 0 | 0.00 | 0 | 0.00 | 46391699 |
| (2) | Foreign Individuals (Non-Resident Individuals/Foreign Individuals) | | 0 | 0 | 0 | 0 | 0 | 0.00 | 0 | 0 | 0 | 0.00 | 0 | 0.00 | 0 | 0.00 | 0 | 0.00 | 0 |
| (b) | Government | | 0 | 0 | 0 | 0 | 0 | 0.00 | 0 | 0 | 0 | 0.00 | 0 | 0.00 | 0 | 0.00 | 0 | 0.00 | 0 |
| (c) | Institutions | | 0 | 0 | 0 | 0 | 0 | 0.00 | 0 | 0 | 0 | 0.00 | 0 | 0.00 | 0 | 0.00 | 0 | 0.00 | 0 |
| (d) | Foreign Portfolio Investor | | 0 | 0 | 0 | 0 | 0 | 0.00 | 0 | 0 | 0 | 0.00 | 0 | 0.00 | 0 | 0.00 | 0 | 0.00 | 0 |
| (e) | Any Other | | 0 | 0 | 0 | 0 | 0 | 0.00 | 0 | 0 | 0 | 0.00 | 0 | 0.00 | 0 | 0.00 | 0 | 0.00 | 0 |
| | Sub-Total (A)(2) | | 0 | 0 | 0 | 0 | 0 | 0.00 | 0 | 0 | 0 | 0.00 | 0 | 0.00 | 0 | 0.00 | 0 | 0.00 | 0 |
| | Total Shareholding of Promoter and Promoter Group (A)=(A)(1)+(A)(2) | | 10 | 46391699 | 0 | 0 | 46391699 | 72.15 | 46391699 | 0 | 0 | 72.15 | 0 | 72.15 | 0 | 0.00 | 0 | 0.00 | 46391699 |



Table III - Statement showing shareholding pattern of the Public shareholder

| Category | Shareholder | PAN | No of Shareholders | No of fully paid up equity shares held | No of Partly paid up equity shares held | No of Shares Underlying Depository Receipts | Total No of Shares Held (IV+V+VI) | Shareholding as a % of total shares (A+B+C) ²⁾ | Number of Voting Rights held in each class | | | Total as a % of (A+B+C) | No of Shares Underlying Outstanding Warrants | Shareholding as a % assuming full conversion of convertible Securities (as a percentage of diluted share capital) | Number of Locked in Shares | As a % of total Shares held | Number of Shares pledged or otherwise encumbered | As a % of total Shares held | Number of equity shares held in dematerialized form |
|----------|---------------------------------------------------------------------------------------------------------|------------|--------------------|----------------------------------------|-----------------------------------------|---------------------------------------------|-----------------------------------|-----------------------------------------------------------|--------------------------------------------|---------|-------|-------------------------|----------------------------------------------|-------------------------------------------------------------------------------------------------------------------|----------------------------|-----------------------------|--------------------------------------------------|-----------------------------|-----------------------------------------------------|
| | | | | | | | | | Class X | Class Y | Total | | | | | | | | |
| (I) | (II) | (III) | (IV) | (V) | (VI) | (VII) | (VIII) | (IX) | (X) | (XI) | (XII) | (XIII) | (XIV) | (XV) | | | | | |
| (a) | Mutual Funds HDFC TRUSTEE CO LTD A/C HDFC HOUSING OPPORTUNITIESFUND-1140D NOVEMBER 2017 (1) | AAATH1809A | 1 | 3877376 | 0 | 0 | 3877376 | 6.03 | 0 | 0 | 0 | 6.03 | 0 | 0.00 | NA | NA | 3877376 | | |
| (b) | Venture Capital Funds | | 0 | 0 | 0 | 0 | 0 | 0.00 | 0 | 0 | 0 | 0.00 | 0 | 0.00 | NA | NA | 0 | | |
| (c) | Alternate Investment Funds Foreign Venture Capital Investors | | 1 | 200000 | 0 | 0 | 200000 | 0.31 | 0 | 0 | 0 | 0.31 | 0 | 0.00 | NA | NA | 200000 | | |
| (d) | Foreign Portfolio Investors | | 2 | 23726 | 0 | 0 | 23726 | 0.04 | 0 | 0 | 0 | 0.04 | 0 | 0.00 | NA | NA | 23726 | | |
| (e) | Financial Institutions/Banks | | 3 | 50269 | 0 | 0 | 50269 | 0.08 | 0 | 0 | 0 | 0.08 | 0 | 0.00 | NA | NA | 50269 | | |
| (g) | Insurance Companies Provident Funds/Pension Funds | | 0 | 0 | 0 | 0 | 0 | 0.00 | 0 | 0 | 0 | 0.00 | 0 | 0.00 | NA | NA | 0 | | |
| (h) | Any Other | | 0 | 0 | 0 | 0 | 0 | 0.00 | 0 | 0 | 0 | 0.00 | 0 | 0.00 | NA | NA | 0 | | |



| | | | | | | | | | | | | | | | | | | |
|-----|-----------------------------------------------------------------------------------------------------------------------------------------------------------------------------------|--------------|-----------------|----------|----------|-----------------|--------------|-----------------|----------|-----------------|--------------|----------|--------------|----------|-------------|-----------|-----------|-----------------|
| | Sub Total (B)(1) Central Government/State Government(s)/President of India | 8 | 4259131 | 0 | 0 | 4259131 | 6.63 | 4259131 | 0 | 4259131 | 6.63 | 0 | 6.63 | 0 | 0.00 | NA | NA | 4259131 |
| (2) | | 0 | 0 | 0 | 0 | 0 | 0.00 | 0 | 0 | 0 | 0.00 | 0 | 0.00 | 0 | 0.00 | NA | NA | 0 |
| | Sub Total (B)(2) | 0 | 0 | 0 | 0 | 0 | 0.00 | 0 | 0 | 0 | 0.00 | 0 | 0.00 | 0 | 0.00 | NA | NA | 0 |
| (3) | Non-institutions i.Individual shareholders holding nominal share capital up to Rs.2 lakhs ii.Individual shareholders holding nominal share capital in excess of Rs. 2 Lakhs | 43308 | 7285878 | 0 | 0 | 7285878 | 11.33 | 7285878 | 0 | 7285878 | 11.33 | 0 | 11.33 | 0 | 0.00 | NA | NA | 7285818 |
| (a) | | 13 | 1781780 | 0 | 0 | 1781780 | 2.77 | 1781780 | 0 | 1781780 | 2.77 | 0 | 2.77 | 0 | 0.00 | NA | NA | 1781780 |
| | AAJAY UPADHYAYA | 1 | 836000 | 0 | 0 | 836000 | 1.30 | 836000 | 0 | 836000 | 1.30 | 0 | 1.30 | 0 | 0.00 | NA | NA | 836000 |
| (b) | NBFCs Registered with RBI | 4 | 28139 | 0 | 0 | 28139 | 0.04 | 28139 | 0 | 28139 | 0.04 | 0 | 0.04 | 0 | 0.00 | NA | NA | 28139 |
| (c) | Employee Trusts Overseas Depositories (Holding DRs)(Balancing figure) | 0 | 0 | 0 | 0 | 0 | 0.00 | 0 | 0 | 0 | 0.00 | 0 | 0.00 | 0 | 0.00 | NA | NA | 0 |
| (d) | | 0 | 0 | 0 | 0 | 0 | 0.00 | 0 | 0 | 0 | 0.00 | 0 | 0.00 | 0 | 0.00 | NA | NA | 0 |
| (e) | Any Other | | | | | | | | | | | | | | | | | |
| | NON RESIDENT INDIANS | 554 | 1548350 | 0 | 0 | 1548350 | 2.41 | 1548350 | 0 | 1548350 | 2.41 | 0 | 2.41 | 0 | 0.00 | NA | NA | 1548350 |
| | CLEARING MEMBERS | 89 | 85308 | 0 | 0 | 85308 | 0.13 | 85308 | 0 | 85308 | 0.13 | 0 | 0.13 | 0 | 0.00 | NA | NA | 85308 |
| | NON RESIDENT INDIAN NON REPATRIABLE | 202 | 491727 | 0 | 0 | 491727 | 0.76 | 491727 | 0 | 491727 | 0.76 | 0 | 0.76 | 0 | 0.00 | NA | NA | 491727 |
| | BODIES CORPORATES | 281 | 1935556 | 0 | 0 | 1935556 | 3.01 | 1935556 | 0 | 1935556 | 3.01 | 0 | 3.01 | 0 | 0.00 | NA | NA | 1935556 |
| | H U F | 2523 | 492918 | 0 | 0 | 492918 | 0.77 | 492918 | 0 | 492918 | 0.77 | 0 | 0.77 | 0 | 0.00 | NA | NA | 492918 |
| | Sub Total (B)(3) | 46974 | 13649656 | 0 | 0 | 13649656 | 21.22 | 13649656 | 0 | 13649656 | 21.22 | 0 | 21.22 | 0 | 0.00 | | | 13649596 |
| | Total Public Shareholding (B) = (B)(1)+(B)(2)+(B)(3) | 46982 | 17908787 | 0 | 0 | 17908787 | 27.85 | 17908787 | 0 | 17908787 | 27.85 | 0 | 27.85 | 0 | 0.00 | | | 17908727 |




TABLE IIIA

| Details of the shareholders acting as persons in Concert including their Shareholding: | | | |
|-----------------------------------------------------------------------------------------------|-------------|--------------|-----------|
| Name of Shareholder | Name of PAC | No of shares | Holding % |
| NIL | NIL | | |

TABLE IIIB

| Details of Shares which remain unclaimed may be given hear along with details such as number of shareholders, outstanding shares held in demat/unclaimed suspense account, voting rights which are frozen etc. | |
|-----------------------------------------------------------------------------------------------------------------------------------------------------------------------------------------------------------------------|--------------|
| No of Shareholders | No of shares |
| NIL | NIL |




Table IV - Statement showing shareholding pattern of the Non Promoter - Non Public Shareholder

| Category | Category & Name of the Shareholder | PAN | No of Share holder | No of fully paid up equity shares held | No of Partly paid-up equity shares held | No of Shares Underlying Depository Receipts | Total No of Shares Held (IV+V+VI) | Shareholding as a % of total no of shares (A+B+C2) | Number of Voting Rights held in each class of securities | | | Total as a % of (A+B+C) | No of Shares Underlying Outstanding convertible securities (including Warrants) | Shareholding as a % assuming full conversion of convertible securities (as a percentage of diluted share capital) | Number of Locked in Shares | Number of Shares pledged or otherwise encumbered | Number of equity shares held in dematerialized form | | |
|----------|-----------------------------------------------------------------------------------------------------------|------|--------------------|----------------------------------------|-----------------------------------------|---------------------------------------------|-----------------------------------|----------------------------------------------------|----------------------------------------------------------|---------|-------|-------------------------|---------------------------------------------------------------------------------|-------------------------------------------------------------------------------------------------------------------|----------------------------|--------------------------------------------------|-----------------------------------------------------|----|---|
| | | | | | | | | | Class X | Class Y | Total | | | | | | | | |
| | (I) | (II) | (III) | (IV) | (V) | (VI) | (VII) | (VIII) | (IX) | | | (X) | (XI) | (XII) | (XIII) | (XIV) | | | |
| (1) | Custodian/DR Holder Employee Benefit Trust (under SEBI(Share based Employee Benefit) Regulations 2014) | | 0 | 0 | 0 | 0 | 0 | 0.00 | 0 | 0 | 0 | 0.00 | 0 | 0.00 | 0 | 0.00 | NA | NA | 0 |
| (2) | Total Non-Promoter-Non Public Shareholding (C) = (C1)+(C2) | | 0 | 0 | 0 | 0 | 0 | 0.00 | 0 | 0 | 0 | 0.00 | 0 | 0.00 | 0 | 0.00 | NA | NA | 0 |

