



HPL Electric & Power Ltd.

Regd. & Corp. Office :

1/21, Asaf Ali Road, New Delhi-110002 Ph.: +91-11-23234411

Fax : +91-11-23232639 E-mail : hpl@hplindia.com

Website : www.hplindia.com

CIN No. : U74899DL1992PLC048945

(Rs. In Lakhs)

STATEMENT OF CONSOLIDATED UNAUDITED FINANCIAL RESULTS FOR THE QUARTER AND SIX MONTHS ENDED 30th SEPTEMBER,2016

Sr. No.	Particulars	QUARTER ENDED			SIX MONTH ENDED		Year Ended
		30.09.2016 UNAUDITED	30.06.2016 UNAUDITED	30.09.2015 UNAUDITED	30.09.2016 UNAUDITED	30.09.2015 UNAUDITED	31.03.2016 AUDITED
1	Income from Operations						
	(a) Net sales/Income from Operation (Net of excise)	21,394.57	24,423.58	32,936.55	45,818.15	58,984.02	118,858.56
	(b) Other Operating Income	-	-	-	-	-	-
	Total income from operations (Net)	21,394.57	24,423.58	32,936.55	45,818.15	58,984.02	118,858.56
2	Expenses						
	(a) Cost of materials consumed	15,348.08	17,410.46	16,552.25	32,758.54	35,528.37	78,072.11
	(b) Purchases of stock in trade	-	-	-	-	-	-
	(c) Change in inventories of finished goods, work in progress and stock in trade	(1,625.15)	(1,723.73)	5,740.95	(3,348.88)	4,292.75	(16.22)
	(d) Employee benefits expense	2,638.24	2,904.50	2,784.96	5,542.74	4,324.52	11,199.45
	(e) Depreciation & amortization expense	589.71	579.54	529.43	1,169.25	1,004.97	2,158.11
	(f) Other expenses	2,011.44	2,671.99	3,396.62	4,683.43	6,947.93	13,158.67
	Total expenses	18,962.32	21,842.76	29,004.21	40,805.08	52,098.54	104,572.12
3	Profit from operations before other income, Finance costs and Exceptional item(1-2)	2,432.25	2,580.82	3,932.34	5,013.07	6,885.48	14,286.44
4	Other income	161.18	115.47	138.38	276.65	257.24	540.97
5	Profit from ordinary activities before finance costs and exceptional items(3+4)	2,593.43	2,696.29	4,070.72	5,289.72	7,142.72	14,827.41
6	Finance costs	2,103.17	2,201.11	1,925.47	4,304.28	4,048.96	8,407.60
7	Profit from ordinary activities after finance costs but before exceptional items(5-6)	490.26	495.18	2,145.25	985.44	3,093.76	6,419.81
8	Exceptional items-Income/(loss)	-	(29.66)	-	(29.66)	-	-
9	Profit from ordinary activities before Tax(7+8)	490.26	465.52	2,145.25	955.78	3,093.76	6,419.81
10	Tax expense	86.97	88.77	625.35	175.74	893.68	1,556.85
11	Net profit from Ordinary activities after tax(9-10)	403.29	376.75	1,519.90	780.04	2,200.08	4,862.96
12	Extra ordinary items	-	-	-	-	-	-
13	Net profit for the period(11-12)	403.29	376.75	1,519.90	780.04	2,200.08	4,862.96
14	Less: Minority interest	5.91	6.47	9.98	12.39	16.11	34.23
15	Net profit after tax and Minority interest(13-14)	397.38	370.28	1,509.92	767.65	2,183.97	4,828.73
16	Paid-up Equity Share capital (face value of Rs 10 each)	6,430.05	4,642.90	1,857.20	6,430.05	1,857.20	4,642.90
17	Reserves Excluding Revaluation Reserves as per Balance sheet of previous accounting year						31,783.70
18	Earning per share(Before extra ordinary items) of Rs.10 each*						
	(a) Basic	0.87	0.88	8.18	1.74	11.85	10.47
	(b) Diluted	0.87	0.88	8.18	1.74	11.85	10.47
19	Earning per share(after extra ordinary items) of Rs.10 each*						
	(a) Basic	0.87	0.81	8.18	1.68	11.85	10.47
	(b) Diluted	0.87	0.81	8.18	1.68	11.85	10.47

Notes:


- The above results have been reviewed and recommended for adoption by Audit Committee and taken on record by the Board of Directors at their meeting held on 14.11.2016
- The statutory auditors have carried out a limited review of the financials of the company as required under Regulation 33 of the SEBI (Listing Obligations and Disclosure Requirements) Regulations 2015.
- Consolidated financials include unaudited values of the standalone company and unaudited values of HIMACHAL ENERGY PVT. LTD. a subsidiary of the co. prepared in accordance with generally accepted accounting principles and accounting standards.
- There has been no change in the significant accounting policies during the financial year.
- The above results are available on www.hplindia.com, www.bseindia.com & www.nseindia.com

*EPS calculated is based on Weighted average shares.

FOR HPL ELECTRIC & POWER LTD.

Lalit Seth

Lalit Seth
Chairman and Managing Director
DIN:00312007



Place: Gurugram
Date: 14.11.2016



HPL Electric & Power Ltd.

Regd. & Corp. Office :

1/21, Asaf Ali Road, New Delhi-110002 Ph.: +91-11-23234411

Fax : +91-11-23232639 E-mail : hpl@hplindia.com

Website : www.hplindia.com

CIN No. : U74899DL1992PLC048945


Consolidated Segment Report

Details of transactions as per the requirement of Segmental Reporting Disclosure are as given below :

(Rs. In Lakhs)

S. No.	Particulars	Quarter	Quarter	Quarter	Half yearly	Half yearly	Year ended
		30.09.2016	30.06.2016	30.09.2015	30.09.2016	30.09.2015	31.03.2016
1	PRIMARY BUSINESS SEGMENT						
(a)	Segment Revenue (Net)						
	Metering	10,012.91	11,828.60	15,561.86	21,841.51	27,647.39	58,443.00
	Switchgear	3,902.67	5,359.75	4,705.58	9,262.42	9,637.39	17,668.27
	Lighting	4,463.64	3,877.09	8,481.73	8,340.73	13,676.10	27,344.89
	Wires & Cables	2,903.08	3,358.13	4,115.64	6,261.21	7,882.98	15,138.87
	Project-Revenue	112.28	-	71.64	112.28	140.14	263.46
	Total	21,394.58	24,423.58	32,936.45	45,818.15	58,984.00	118,858.49
(b)	Results (Net)						
	Metering	1,928.78	1,967.19	3,247.49	3,895.97	5,538.68	12,538.43
	Switchgear	872.25	1,025.79	903.45	1,898.04	1,970.30	3,675.90
	Lighting	830.64	540.65	1,759.57	1,371.29	2,843.00	5,429.20
	Wires & Cables	294.14	216.98	212.46	511.12	463.70	768.40
	Project	71.98	(39.16)	(44.20)	32.82	-85.45	(101.55)
	Sub Total	3,997.79	3,711.45	6,078.77	7,709.24	10,730.23	22,310.38
	Less : Unallocated expenses net of Income	1,404.35	1,044.83	2,008.05	2,449.18	3,587.51	7,482.96
	Operating profit	2,593.44	2,666.62	4,070.72	5,260.06	7,142.72	14,827.42
	Less : Interest Expenses	2,103.18	2,201.10	1,925.47	4,304.28	4,048.96	8,407.59
	Profit before tax	490.26	465.52	2,145.25	955.78	3,093.76	6,419.83
	Less : Tax Expenses	86.97	88.77	625.35	175.74	893.68	1,556.85
	Profit after Tax	403.29	376.75	1,519.90	780.04	2,200.08	4,862.98
(c)	Segment Assets						
	Metering	59,638.14	71,410.39	60,820.66	59,638.14	60,820.66	66,606.68
	Switchgear	30,230.80	30,358.73	28,134.20	30,230.80	28,134.20	28,401.00
	Lighting	24,349.16	23,182.18	24,608.00	24,349.16	24,608.00	23,251.70
	Wires & Cables	13,038.18	12,615.52	12,819.40	13,038.18	12,819.40	12,493.00
	Project	2,197.29	2,322.94	2,697.29	2,197.29	2,697.29	2,344.12
	Unallocated	44,315.22	7,876.94	8,068.42	44,315.22	8,068.42	9,411.04
	Total	173,768.80	147,766.70	137,147.97	173,768.80	137,147.97	142,507.54
(d)	Segment Liabilities						
	Metering	18,992.36	24,590.98	24,306.48	18,992.36	24,306.48	25,194.18
	Switchgear	6,724.47	10,385.09	6,263.60	6,724.47	6,263.60	6,831.00
	Lighting	3,145.68	3,911.07	2,709.40	3,145.68	2,709.40	3,482.10
	Wires & Cables	3,652.36	4,378.23	3,698.10	3,652.36	3,698.10	4,429.80
	Unallocated	65,186.89	66,234.87	68,410.33	65,186.89	68,410.33	63,863.33
	Project	134.28	101.46	153.96	134.28	153.96	154.03
	Total	97,836.04	109,601.70	105,541.87	97,836.04	105,541.87	103,954.44
(e)	Capital Expenditures						
	Metering	619.80	423.57	1,615.60	1,043.37	2,865.39	3,794.34
	Switchgear	30.10	140.76	827.66	170.86	873.80	1,279.80
	Lighting	5.13	4.91	41.20	10.04	51.90	123.30
	Wires & Cables	2.31	6.18	12.77	8.49	64.80	74.90
	Total	657.34	575.42	2,497.23	1,232.76	3,855.89	5,272.34
(f)	Depreciation						
	Metering	324.64	320.62	286.38	645.26	521.97	934.00
	Switchgear	156.25	151.27	134.52	307.52	266.90	568.00
	Lighting	60.14	59.14	58.52	119.28	116.00	235.20
	Wires & Cables	48.66	48.51	50.01	97.17	100.10	199.30
	Total	589.69	579.54	529.43	1,169.23	1,004.97	1,936.50

Sanjay Sethi





HPL Electric & Power Ltd.

Regd. & Corp. Office :

1/21, Asaf Ali Road, New Delhi-110002 Ph.: +91-11-23234411

Fax : +91-11-23232639 E-mail : hpl@hplindia.com

Website : www.hplindia.com


CIN No. : U74899DL1992PLC048945

Un-audited Statement of Consolidated Assets & Liabilities (Rs. In lakhs)

	30.09.2016	31.03.2016
I. Equity & Liabilities		
(1) Shareholders Fund		
(a) Share Capital	6,430.05	4,642.90
(b) Reserve & Surplus	67,030.40	31,783.70
2. Minority Interest	1,251.30	1,238.90
(3) Non-Current Liabilities		
(a) Long Term Borrowings		11,621.40
(b) Deferred Tax Liability (Net)	2,396.50	2,377.90
(c) Other Long Term Liabilities	1,434.30	1,388.60
(d) Long Term Provisions	472.20	312.10
(4) Current Liabilities		
(a) Short Term Borrowings	50,341.70	46,628.40
(b) Trade Payables	27,309.30	35,043.40
(c) Other Current Liabilities	16,234.80	5,442.20
(d) Short Term Provisions	868.30	2,028.00
Total	173,768.85	142,507.50
II. ASSETS		
1. Non-Current Assets		
(a) Fixed Assets		
(i) Tangible Assets	36,509.60	36,311.10
(i) In-Tangible Assets	11.70	14.90
(ii) Capital Work in Progress	-	275.30
Goodwill on consolidation	1,829.30	1,829.30
(b) Non-Current Investments	0.40	0.40
(c) Long Term Loans and Advances	2,082.60	1,010.00
2. Current Assets		
(a) Inventories	38,930.80	33,854.30
(b) Trade Receivables	43,830.80	54,145.50
(c) Cash and Bank Balances	41,747.80	5,915.30
(d) Short Term Loans & Advances	8,685.45	9,000.30
(e) Other Current Assets	140.40	151.10
Total	173,768.85	142,507.50

FOR HPL ELECTRIC & POWER LTD.

Lalit Seth
Chairman and
Managing Director
DIN:00312007



Place: Gurugram
Date: 14.11.2016



HPL Electric & Power Ltd.

Regd. & Corp. Office :

1/21, Asaf Ali Road, New Delhi-110002 Ph.: +91-11-23234411

Fax : +91-11-23232639 E-mail : hpl@hplindia.com

Website : www.hplindia.com

CIN No. : U74899DL1992PLC048945

(Rs. In Lakhs)


STATEMENT OF STAND ALONE UNAUDITED FINANCIAL RESULTS FOR THE QUARTER AND SIX MONTHS ENDED 30th SEPTEMBER, 2016


Sr. No.	Particulars	QUARTER ENDED			SIX MONTH ENDED		Year Ended
		30.09.2016	30.06.2016	30.09.2015	30.09.2016	30.09.2015	31.03.2016
		UNAUDITED	UNAUDITED	UNAUDITED	UNAUDITED	UNAUDITED	AUDITED
1	Income from Operations						
	(a) Net sales/Income from Operation (Net of excise)	19,827.08	23,016.45	30,442.55	42,843.53	54,854.80	111,638.10
	(b) Other Operating Income	-	-	-	-	-	-
	Total income from operations (Net)	19,827.08	23,016.45	30,442.55	42,843.53	54,854.80	111,638.10
2	Expenses						
	(a) Cost of materials consumed	14,667.58	16,622.11	16,499.44	31,289.69	34,120.30	74,680.90
	(b) Purchases of stock in trade	-	-	-	-	-	-
	(c) Change in inventories of finished goods, work in progress and stock in trade	(1,857.44)	(1,628.78)	4,265.44	(3,486.22)	3,266.50	(535.60)
	(d) Employee benefits expense	2,496.96	2,776.25	2,683.57	5,273.21	4,105.80	10,720.90
	(e) Depreciation & amortization expense	528.12	520.64	454.13	1,048.76	896.70	1,936.50
	(f) Other expenses	1,882.19	2,538.68	3,232.37	4,420.87	6,724.60	12,659.20
	Total expenses	17,717.41	20,828.90	27,134.95	38,546.31	49,113.90	99,461.90
3	Profit from operations before other income, Finance costs and Exceptional item(1-2)	2,109.67	2,187.55	3,307.60	4,297.22	5,740.90	12,176.20
4	Other income	100.19	100.55	109.70	200.74	228.10	487.00
5	Profit from ordinary activities before finance costs and exceptional items(3+4)	2,209.86	2,288.10	3,417.30	4,497.96	5,969.00	12,663.20
6	Finance costs	1,979.10	2,076.96	1,787.96	4,056.06	3,773.00	7,823.80
7	Profit from ordinary activities after finance costs but before exceptional items(5-6)	230.76	211.14	1,629.34	441.90	2,196.00	4,839.40
8	Exceptional items-Income/(loss)	-	(29.66)	-	(29.66)	-	-
9	Profit from ordinary activities before Tax(7+8)	230.76	181.48	1,629.34	412.24	2,196.00	4,839.40
10	Tax expense	34.67	32.28	261.53	66.95	561.20	1,177.80
11	Net profit from Ordinary activities after tax(9-10)	196.09	149.20	1,367.81	345.29	1,634.80	3,661.60
12	Extra ordinary items	-	-	-	-	-	-
13	Net profit for the period(11-12)	196.09	149.20	1,367.81	345.29	1,634.80	3,661.60
14	Less:Minority interest	-	-	-	-	-	-
15	Net profit after tax and Minority interest(13-14)	196.09	149.20	1,367.81	345.29	1,634.80	3,661.60
16	Paid-up Equity Share capital (face value of Rs 10 each)	6,430.05	4,642.90	1,857.20	6,430.05	1,857.20	4,642.90
17	Reserves Excluding Revaluation Reserves as per Balance sheet of previous accounting year						30,782.70
18	Earning per share(Before extra ordinary items) of Rs.10 each*						
	(a) Basic	0.42	0.39	7.36	0.81	8.80	7.89
	(b) Diluted	0.42	0.39	7.36	0.81	8.80	7.89
19	Earning per share(after extra ordinary items) of Rs.10 each*						
	(a) Basic	0.42	0.32	7.36	0.74	8.80	7.89
	(b) Diluted	0.42	0.32	7.36	0.74	8.80	7.89

Notes:

- The above results have been reviewed and recommended for adoption by Audit Committee and taken on record by the Board of Directors at their meeting held on 14.11.2016
 - The statutory auditors have carried out a limited review of the financials of the company as required under Regulation 33 of the SEBI (Listing Obligations and Disclosure Requirements) Regulations 2015.
 - There has been no change in the significant accounting policies during the financial year.
 - The above results are available on www.hplindia.com , www.bseindia.com & www.nseindia.com
- *EPS calculated is based on Weighted average shares.

FOR HPL ELECTRIC & POWER LTD.


Lalit Sethi
Chairman and Managing Director
DIN:00312007



Place: Gurugram
Date: 14.11.2016



HPL Electric & Power Ltd.

Regd. & Corp. Office :

1/21, Asaf Ali Road, New Delhi-110002 Ph.: +91-11-23234411

Fax : +91-11-23232639 E-mail : hpl@hplindia.com

Website : www.hplindia.com

CIN No. : U74899DL1992PLC048945

Standalone Segment Report

Details of transactions as per the requirement of Segmental Reporting Disclosure are as given below :

S. No.	Particulars						(Rs. In Lakhs)
		Quarter 30.09.2016	Quarter 30.06.2016	Quarter 30.09.2015	Half yearly 30.09.2016	Half yearly 30.09.2015	Year ended 31.03.2016
1	PRIMARY BUSINESS SEGMENT						
(a)	Segment Revenue (Gross)						
	Metering	9,607.82	12,002.36	15,327.68	21,610.18	26,556.70	58,035.90
	Switchgear	4,852.29	5,433.59	5,000.49	10,285.88	10,407.70	19,169.70
	Lighting	5,019.68	4,178.18	9,276.60	9,197.86	14,838.30	29,831.70
	Wires & Cables	3,558.28	3,553.98	4,476.05	7,112.26	8,878.10	17,349.40
	Project-Revenue	-	-	-	-	97.3	111.80
	Total	23,038.07	25,168.11	34,080.82	48,206.18	60,778.10	124,498.50
(b)	Results (Net)						
	Metering	1,609.71	1,523.03	2,415.96	3,132.74	4,305.20	10,267.50
	Switchgear	872.25	1,025.79	653.45	1,898.04	1,970.30	3,675.90
	Lighting	830.64	540.65	2,109.57	1,371.29	2,843.00	5,429.20
	Wires & Cables	294.14	216.98	237.46	511.12	463.70	768.40
	Project	(0.23)	(12.37)	(24.40)	(12.60)	-46.9	(42.60)
	Sub Total	3,606.51	3,294.08	5,392.04	6,900.59	9,535.30	20,098.40
	Less : Unallocated expenses net of Income	1,396.64	1,035.65	1,974.74	2,432.29	3,566.30	7,435.20
	Operating profit	2,209.87	2,258.43	3,417.30	4,468.30	5,969.00	12,663.20
	Less : Interest Expenses	1,979.11	2,076.95	1,787.96	4,056.06	3,773.00	7,823.80
	Profit before tax	230.76	181.48	1,629.34	412.24	2,196.00	4,839.40
	Less : Tax Expenses	34.67	32.28	261.53	66.95	561.20	1,177.80
	Profit after Tax	196.09	149.20	1,367.81	345.29	1,634.80	3,661.60
(c)	Segment Assets						
	Metering	54,795.80	66,167.58	57,736.30	54,795.80	57,736.30	62,510.00
	Switchgear	30,230.80	30,358.73	28,134.20	30,230.80	28,134.20	28,401.00
	Lighting	24,349.16	23,182.18	24,608.00	24,349.16	24,608.00	23,251.70
	Wires & Cables	13,038.18	12,615.52	12,819.40	13,038.18	12,819.40	12,493.00
	Project	419.25	417.13	438.10	419.25	438.10	427.50
	Unallocated	42,787.84	7,712.12	6,475.40	42,787.84	6,475.40	7,758.00
	Total	165,621.04	140,453.26	130,211.40	165,621.04	130,211.40	134,841.20
(d)	Segment Liabilities						
	Metering	16,050.00	20,915.72	19,608.10	16,050.00	19,608.10	21,880.10
	Switchgear	6,724.47	10,385.09	6,263.60	6,724.47	6,263.60	6,831.00
	Lighting	3,145.68	3,911.07	2,709.40	3,145.68	2,709.40	3,482.10
	Wires & Cables	3,652.36	4,378.23	3,698.10	3,652.36	3,698.10	4,429.80
	Unallocated	61,741.74	62,751.16	64,422.50	61,741.74	64,422.50	60,373.50
	Project	40.45	41.80	54.90	40.45	54.90	46.30
	Total	91,354.70	102,383.07	96,756.60	91,354.70	96,756.60	97,042.80
(e)	Capital Expenditures						
	Metering	615.65	83.88	2,572.05	699.53	2,842.80	3,513.40
	Switchgear	30.10	140.76	827.66	170.86	873.80	1,279.80
	Lighting	5.13	4.91	41.20	10.04	51.90	123.30
	Wires & Cables	2.31	6.18	12.77	8.49	64.80	74.90
	Total	653.19	235.73	3,453.68	888.92	3,833.30	4,991.40
(F)	Depreciation						
	Metering	263.05	261.72	211.08	524.77	413.70	934.00
	Switchgear	156.25	151.27	134.52	307.52	266.90	568.00
	Lighting	60.14	59.14	58.52	119.28	116.00	235.20
	Wires & Cables	48.66	48.51	50.01	97.17	100.10	199.30
	Total	528.10	520.64	454.13	1,048.74	896.70	1,936.50

Handwritten Signature

HPL ELECTRIC & POWER LTD.
1/21
Asaf Ali
Road
New Delhi-110002



HPL Electric & Power Ltd.

Regd. & Corp. Office :

1/21, Asaf Ali Road, New Delhi-110002 Ph.: +91-11-23234411

Fax : +91-11-23232639 E-mail : hpl@hplindia.com

Website : www.hplindia.com

CIN No. : U74899DL1992PLC048945

Unaudited Statement of Standalone Assets & Liabilities (Rs. In Lakhs)


	30.09.2016	31.03.2016
I. Equity & Liabilities		
(1) Shareholders Fund		
(a) Share Capital	6,430.05	4,642.90
(b) Reserve & Surplus	65,440.92	30,782.70
(2) Non-Current Liabilities		
(a) Long Term Borrowings	2,395.38	11,621.40
(b) Deferred Tax Liability (Net)	1,434.26	2,372.80
(c) Other Long Term Liabilities	447.05	1,388.60
(d) Long Term Provisions		290.20
(3) Current Liabilities		
(a) Short Term Borrowings	46,896.48	43,138.60
(b) Trade Payables	25,656.86	33,239.50
(c) Other Current Liabilities	16,069.14	5,348.90
(d) Short Term Provisions	850.89	2,015.60
Total	165,621.03	134,841.20
II. ASSETS		
1. Non-Current Assets		
(a) Fixed Assets		
(i) Tangible Assets	33,263.56	33,457.60
(ii) Capital Work in Progress	-	275.30
(b) Non-Current Investments	5,400.40	5,400.40
(c) Long Term Loans and Advances	1,982.24	909.60
2. Current Assets		
(a) Inventories	37,233.57	31,718.10
(b) Trade Receivables	40,155.37	51,235.60
(c) Cash and Bank Balances	40,955.11	5,165.60
(d) Short Term Loans & Advances	6,490.34	6,527.90
(e) Other Current Assets	140.43	151.10
Total	165,621.03	134,841.20

FOR HPL ELECTRIC & POWER LTD.

Lalit Seth

Chairman and Managing Director

DIN:00312007



Place: Gurugram

Date: 14.11.2016